

Agenda for the Meeting of the Board of Trustees of the Newstead Public Library

Wednesday, June 26 @ 7 pm

Newstead Public Library

33 Main Street, Akron, NY 14001

- 1) Meeting Called to order and attendance
- 2) Approval of minutes of meeting held on Wednesday, May 8 2024

Action Required

- 3) Approval of the agenda for June 26, 2024
- 4) Public Comment
- 5) Director's report
  - a. Review of monthly report
  - b. Review of monthly library statistics
  - c. Friends of the Newstead Public Library Report
- 6) Finances
  - a. County paid
  - b. Privately paid
  - c. Other bills
  - d. Approval of Voucher Abstract
- 7) New Business
  - a. 2024 Contract Approval
  - b. NYS Building Construction Grant
  - c. Chicken BBQ & Pie Sale
- 8) Building
  - a. Window Cleaning
- 9) Old Business
- 10) Other
- 11) Next Meeting September 11, 2024 @ 7 pm
- 12) Adjournment of Meeting Action Required

**Newstead Public Library**  
**Board of Trustees**  
**Wednesday, May 8 @ 7:00 pm**

**Board Members Present:** Sue Brown, Sue Sweitzer, Michelle Cositore

**Absent:** Mary Mangan, Tara Mddaugh

**At Large:** Library Director Kristine Sutton, John Jendrowski

**Call to Order:** 7:17 pm, Motion to approve- Sue S, Michele C.

**Approval of Minutes** from April 10, 2024, Motion to approve- Sue S, Michelle C.

**Approval of the Agenda** for M8, 2024, Motion to approve – Sue B, Sue S

**Library Business**

**Public Comment:** None

**Directors Report:** Reviewed monthly Program Report and Library Statistics.

**Finances:** Bills were all reviewed and approved & reviewed Monthly Financial Report, Abstract approved – Sue B, Michele

**New Business:** Policy Review of Distribution Policy, Summer Programming almost all planned, will look into the Friends purchasing Razor Scooters (2) this year instead of bikes for raffle

**Building:** Brick Work – John Jendrowski has quotes and will discuss with Town Board to take action

**Old Business:** Mike Lotz will replace ballast in workroom and staff bathroom, replace lights in one high fixture on library floor with LED, if we like the light, will replace all. Will consult with Mike about meeting room ceiling lights, new fixture or can he rehab it.


**Next meeting:** June 26, 2024 @ 7 pm (new meeting date due to the timing of receiving 2024 Contract for Central)

**Meeting Adjourned:** 7:47 pm, Motion to adjourn – Sue S, Michelle





## Library Visits

 <b>Library</b>	May			Year to Date Totals			Footnotes
	2024	2023	% of	2024	2023	% of	
	Total Sessions	Total Sessions	Change	Total Sessions	Total Sessions	Change	
Alden (Ewell Free)	992	1,012	-2.0%	4,883	3,945	23.8%	Central - New visitor counters installed 7/13/2023.  Crane - Closed 8/15/22-9/10/2023 - Phase 2 construction. Re-opened 9/11/2023.  González-Soto - Closed 9/12/2022 - 8/27/2023 - Phase 1 Construction. Re-opened 8/28/2023.  González-Soto - Closed beginning 4/1/2024 - Construction.  Hamburg - Closed 5/23/2024 - flooding due to rainstorm.  Library on Wheels - Closed 5/15/2024-5/23/2024 - Generator service.
<i>Amherst</i>							
Audubon	11,420	9,479	20.5%	57,752	28,784	100.6%	
Clearfield	10,540	10,323	2.1%	53,393	57,323	-6.9%	
Egbertsville-Snyder	4,687	4,129	13.5%	24,082	22,460	7.2%	
Williamsville	1,986	1,845	7.6%	9,429	8,450	11.6%	
Angola	4,155	3,175	30.9%	18,808	12,632	48.9%	
Aurora	5,446	5,332	2.1%	29,252	24,935	17.3%	
Boston	1,149	1,091	5.3%	6,149	5,266	16.8%	
<i>Cheektowaga</i>							
Julia Boyer Reinstein	8,254	7,800	5.8%	45,825	39,628	15.6%	
Reinstein Memorial	3,246	3,516	-7.7%	18,497	18,034	2.6%	
Clarence	6,924	5,713	21.2%	34,748	30,196	15.1%	
Collins	1,578	1,167	35.2%	8,617	6,516	32.2%	
Concord	2,484	2,504	-0.8%	13,094	12,530	4.5%	
Eden	1,340	1,226	9.3%	7,527	6,164	22.1%	
Elma	3,264	3,353	-2.7%	17,579	15,985	10.0%	
Grand Island Memorial	3,918	3,339	17.3%	22,195	18,480	20.1%	
<i>Hamburg</i>							
Hamburg	7,729	7,544	2.5%	41,293	37,029	11.5%	
Lake Shore	2,874	2,961	-2.9%	16,732	15,228	9.9%	
Lackawanna	3,068	2,715	13.0%	14,596	13,160	10.9%	
Lancaster	6,513	6,554	-0.6%	39,653	34,739	14.1%	
Marilla	800	917	-12.8%	4,609	4,730	-2.6%	
Newstead	2,658	2,722	-2.4%	13,822	12,589	9.8%	
North Collins	1,209	1,214	-0.4%	5,694	5,427	4.9%	
Orchard Park	11,882	11,844	0.3%	62,600	51,886	20.6%	
City of Tonawanda	4,491	3,958	13.5%	23,092	19,291	19.7%	
<i>Town of Tonawanda</i>							
Kenilworth	2,572	2,937	-12.4%	14,658	14,044	4.4%	
Kenmore	8,689	7,913	9.8%	49,153	41,153	19.4%	
West Seneca	8,457	7,901	7.0%	48,317	39,948	20.9%	
<i>Buffalo</i>							
Coles	3,166	2,910	8.8%	16,084	14,801	8.7%	
Crane	4,583	0	See note.	21,043	0	See note.	
Dudley	2,405	2,627	-8.5%	12,408	12,442	-0.3%	
East Clinton	1,241	1,072	15.8%	6,429	5,361	19.9%	
González-Soto	0	0	See note.	7,894	0	See note.	
Merriweather	8,765	7,986	9.8%	40,829	34,702	17.7%	
North Park	3,679	5,009	-26.6%	19,360	25,463	-24.0%	
Panty	2,734	2,499	9.4%	13,259	11,285	17.5%	
<i>Central</i>	31,928	22,839	39.8%	149,294	106,169	40.6%	
<i>Bookmobile Services</i>							
Library on Wheels	963	1,226	-21.5%	6,320	6,492	-2.6%	
Library2Go	261	296	-11.8%	1,343	993	35.2%	
<i>Institutions</i>							
Correctional Facility	1,341	1,270	5.6%	6,542	5,421	20.7%	
Holding Center	643	631	1.9%	2,932	3,099	-5.4%	
<b>System</b>	<b>194,034</b>	<b>172,549</b>	<b>12.5%</b>	<b>1,009,786</b>	<b>826,780</b>	<b>22.1%</b>	
Member Libraries	132,325	124,184	6.6%	706,049	600,552	17.6%	
Buffalo Branches	26,573	22,103	20.2%	137,306	104,054	32.0%	
Central Library	31,928	22,839	39.8%	149,294	106,169	40.6%	
Bookmobile	1,224	1,522	-19.6%	7,663	7,485	2.4%	
Institutions	1,984	1,901	4.4%	9,474	8,520	11.2%	



# Circulation

## Total Circulations

Library	May			Year to Date Totals			Footnotes
	2024 Total	2023 Total	% of	2024 Total	2023 Total	% of	
	Circulations	Circulations	Change	Circulations	Circulations	Change	
<b>Alden (Ewell Free)</b>	1,887	1,593	18.5%	11,325	8,765	29.2%	
<b>Amherst</b>							
Audubon	35,245	33,940	3.8%	178,788	96,163	85.9%	
Clearfield	26,663	27,666	-3.6%	136,350	180,937	-24.6%	
Egbertsville-Snyder	10,099	13,412	-24.7%	64,702	71,910	-10.0%	
Williamsville	4,120	4,137	-0.4%	20,909	22,703	-7.9%	
Angola	2,821	2,774	1.7%	14,635	14,366	1.9%	
Aurora	12,855	13,425	-4.2%	72,246	67,795	6.6%	
Boston	3,204	2,752	16.4%	15,927	14,350	11.0%	
<b>Cheektowaga</b>							
Julia Boyer Reinstein	21,804	22,669	-3.8%	116,124	116,968	-0.7%	
Reinstein Memorial	8,334	8,520	-2.2%	43,699	42,245	3.4%	
Clarence	21,898	18,652	17.4%	101,135	100,341	0.8%	
Collins	4,444	4,214	5.5%	24,906	25,045	-0.6%	
Concord	4,934	4,865	1.4%	25,851	25,173	2.7%	
Eden	3,641	3,817	-4.6%	19,047	18,170	4.8%	
Elma	8,021	8,516	-5.8%	44,042	45,846	-3.9%	
Grand Island Memorial	9,688	10,229	-5.3%	52,860	52,392	0.9%	
<b>Hamburg</b>							
Hamburg	18,394	17,882	2.9%	95,023	91,722	3.6%	
Lake Shore	5,769	6,155	-6.3%	28,447	31,118	-8.6%	
Lackawanna	4,171	3,929	6.2%	22,927	20,267	13.1%	
Lancaster	19,940	18,605	7.2%	105,806	98,906	7.0%	
Marilla	2,762	3,412	-19.1%	16,304	16,961	-3.9%	
Newstead	4,209	4,471	-5.9%	22,090	22,992	-3.9%	
North Collins	1,551	2,032	-23.7%	7,520	9,815	-23.4%	
Orchard Park	23,441	23,260	0.8%	123,395	117,920	4.6%	
City of Tonawanda	8,561	8,875	-3.5%	43,752	46,084	-5.1%	
Town of Tonawanda							
Kenilworth	5,266	5,904	-10.8%	26,165	28,626	-8.6%	
Kenmore	24,903	24,369	2.2%	130,474	129,435	0.8%	
West Seneca	19,865	19,281	3.0%	101,254	96,379	5.1%	
<b>Buffalo</b>							
Coles	1,726	2,558	-32.5%	10,024	11,995	-16.4%	
Crane	9,488	0	See note.	43,853	16	273981.3%	
Dudley	4,238	4,536	-6.6%	20,320	22,544	-9.9%	
East Clinton	2,753	3,121	-11.8%	12,083	13,467	-10.3%	
González-Soto	0	0	See note.	7,725	0	See note.	
Merriweather	4,295	4,549	-5.6%	20,628	23,035	-10.4%	
North Park	8,256	12,114	-31.8%	40,339	59,385	-32.1%	
Panty	2,197	1,944	13.0%	10,485	10,901	-3.8%	
Central	21,305	28,999	-26.5%	109,394	148,172	-26.2%	
<b>Bookmobile Services</b>							
Library on Wheels	2,624	3,615	-27.4%	15,070	20,028	-24.8%	
Library2Go	2,007	2,201	-8.8%	11,258	9,999	12.6%	
<b>Institutions</b>							
Correctional Facility	5,856	4,859	20.5%	31,555	24,309	29.8%	
Holding Center	17,008	9,468	79.6%	72,577	48,853	48.6%	
<b>System</b>							
Online Renewals	470	595	-21.0%	2,972	3,247	-8.5%	
Interlibrary Loans	1,384	1,301	6.4%	7,335	6,436	14.0%	
eAudiobooks	70,871	58,610	20.9%	349,094	281,813	23.9%	
eVideos	1,275	721	76.8%	5,500	3,426	60.5%	
eBooks	89,137	82,871	7.6%	458,017	421,195	8.7%	
eMusic	215	226	-4.9%	1,164	1,097	6.1%	
eMagazines	22,809	6,825	234.2%	130,662	35,147	271.8%	
<b>B&amp;ECPL Totals</b>	<b>586,404</b>	<b>548,469</b>	<b>6.9%</b>	<b>3,025,758</b>	<b>2,758,459</b>	<b>9.7%</b>	
Member Libraries	318,490	319,356	-0.3%	1,665,703	1,613,394	3.2%	
Buffalo Branches	32,953	28,822	14.3%	165,457	141,343	17.1%	
Central Library	21,305	28,999	-26.5%	109,394	148,172	-26.2%	
Bookmobile Services	4,631	5,816	-20.4%	26,328	30,027	-12.3%	
Institutions	22,864	14,327	59.6%	104,132	73,162	42.3%	
System	186,161	151,149	23.2%	954,744	752,361	26.9%	

Crane - Closed 8/15/22-9/10/2023 - Phase 2 construction. Re-opened 9/11/2023.

González-Soto - Closed 9/12/2022 - 8/27/2023 - Phase 1 Construction. Re-opened 8/28/2023.

González-Soto - Closed beginning 4/1/2024 - Construction.


Hamburg - Closed 5/23/2024 - flooding due to rainstorm.

Library on Wheels - Closed 5/15/2024-5/23/2024 - Generator service.



# Registered Public Access Computer Sessions


## Session Counts Per Outlet

	May			Year to Date Totals			Footnotes
	2024	2023	% of	2024	2023	% of	
	Total Sessions	Total Sessions	Change	Total Sessions	Total Sessions	Change	
Library							
Alden (Ewell Free)	79	83	-4.8%	361	321	12.5%	
<i>Amherst</i>							
Audubon	1,079	925	16.6%	5,246	2,554	105.4%	
Clearfield	881	782	12.7%	4,369	4,542	-3.8%	
Egbertsville-Snyder	437	437	0.0%	2,007	2,344	-14.4%	Crane - Closed 8/15/22-9/10/2023 - Phase 2 construction. Re-opened 9/11/2023.
Williamsville	120	133	-9.8%	601	576	4.3%	
Angola	175	170	2.9%	984	822	19.7%	
Aurora	334	347	-3.7%	1,846	1,858	-0.6%	González-Soto - Closed 9/12/2022 - 8/27/2023 - Phase 1 Construction. Re-opened 8/28/2023.
Boston	79	64	23.4%	355	282	25.9%	
<i>Cheektowaga</i>							
Julia Boyer Reinstein	1,356	1,300	4.3%	6,513	6,641	-1.9%	González-Soto - Closed beginning 4/1/2024 - Construction.
Reinstein Memorial	687	807	-14.9%	3,648	3,862	-5.5%	
Clarence	463	439	5.5%	2,272	2,197	3.4%	
Collins	87	110	-20.9%	608	600	1.3%	Hamburg - Closed 5/23/2024 - flooding due to rainstorm.
Concord	201	165	21.8%	966	849	13.8%	
Eden	129	127	1.6%	541	526	2.9%	
Elma	196	220	-10.9%	912	970	-6.0%	Library on Wheels - Closed 5/15/2024-5/23/2024 - Generator service.
Grand Island Memorial	194	234	-17.1%	1,110	1,059	4.8%	
<i>Hamburg</i>							
Hamburg	813	867	-6.2%	4,417	4,230	4.4%	
Lake Shore	179	243	-26.3%	931	1,168	-20.3%	
Lackawanna	471	515	-8.5%	2,300	2,406	-4.4%	
Lancaster	668	611	9.3%	3,328	3,164	5.2%	
Marilla	26	44	-40.9%	142	197	-27.9%	
Newstead	147	139	5.8%	771	801	-3.7%	
North Collins	95	80	18.8%	483	453	6.6%	
Orchard Park	699	632	10.6%	3,587	3,430	4.6%	
City of Tonawanda	706	628	12.4%	3,554	3,035	17.1%	
<i>Town of Tonawanda</i>							
Kenilworth	407	397	2.5%	1,901	1,777	7.0%	
Kenmore	1,321	1,172	12.7%	7,057	6,342	11.3%	
West Seneca	1,081	1,001	8.0%	5,570	4,886	14.0%	
<i>Buffalo</i>							
Coles	1,006	994	1.2%	5,160	4,812	7.2%	
Crane	946	0	See note.	3,656	0	See note.	
Dudley	541	558	-3.0%	2,520	2,409	4.6%	
East Clinton	342	271	26.2%	1,462	1,248	17.1%	
González-Soto	0	0	See note.	1,217	0	See note.	
Merriweather	1,605	1,562	2.8%	7,094	7,229	-1.9%	
North Park	810	1,087	-25.5%	4,031	5,615	-28.2%	
Panty	480	534	-10.1%	2,128	2,252	-5.5%	
<i>Central</i>	5,693	6,355	-10.4%	28,871	34,808	-17.1%	
<i>Bookmobile Services</i>							
Library on Wheels	0	0	#DIV/0!	0	0	#DIV/0!	
Library2Go	0	0	#DIV/0!	0	0	#DIV/0!	
<b>System</b>	<b>24,533</b>	<b>24,033</b>	<b>2.1%</b>	<b>122,519</b>	<b>120,265</b>	<b>1.9%</b>	
Member Libraries	13,110	12,672	3.5%	66,380	61,892	7.3%	
Buffalo Branches	5,730	5,006	14.5%	27,268	23,565	15.7%	
Central Library	5,693	6,355	-10.4%	28,871	34,808	-17.1%	
Bookmobile Services	0	0	#DIV/0!	0	0	#DIV/0!	



# WiFi

## Total Logins

	May			Year to Date Totals			Footnotes
	2024	2023	% of	2024	2023	% of	
	Total Sessions	Total Sessions	Change	Total Sessions	Total Sessions	Change	
Alden (Ewell Free)	683	537	27.2%	2,430	2,000	21.5%	Crane - Closed 8/15/22-9/10/2023 - Phase 2 construction. Re-opened 9/11/2023.  González-Soto - Closed 9/12/2022 - 8/27/2023 - Phase 1 Construction. Re-opened 8/28/2023.  González-Soto - Closed beginning 4/1/2024 - Construction.  Hamburg - Closed 5/23/2024 - flooding due to rainstorm.  Library on Wheels - Closed 5/15/2024-5/23/2024 - Generator service.
<i>Amherst</i>							
Audubon	5,114	3,522	45.2%	23,020	11,661	97.4%	
Clearfield	2,829	2,690	5.2%	12,222	12,865	-5.0%	
Egbertsville-Snyder	1,159	1,025	13.1%	5,438	4,669	16.5%	
Williamsville	1,176	1,269	-7.3%	5,394	4,779	12.9%	
Angola	125	133	-6.0%	474	574	-17.4%	
Aurora	1,962	2,105	-6.8%	9,394	8,301	13.2%	
Boston	208	188	10.6%	975	813	19.9%	
<i>Cheektowaga</i>							
Julia Boyer Reinstein	1,640	1,338	22.6%	8,531	6,445	32.4%	
Reinstein Memorial	810	774	4.7%	3,661	3,294	11.1%	
Clarence	1,742	1,411	23.5%	7,982	6,559	21.7%	
Collins	266	225	18.2%	1,338	1,239	8.0%	
Concord	602	545	10.5%	2,652	2,306	15.0%	
Eden	216	184	17.4%	1,001	786	27.4%	
Elma	414	391	5.9%	1,907	1,658	15.0%	
Grand Island Memorial	858	716	19.8%	3,799	2,963	28.2%	
<i>Hamburg</i>							
Hamburg	2,100	1,825	15.1%	9,326	7,913	17.9%	
Lake Shore	517	559	-7.5%	2,609	2,108	23.8%	
Lackawanna	593	552	7.4%	2,668	2,349	13.6%	
Lancaster	1,765	1,466	20.4%	8,472	7,174	18.1%	
Marilla	73	95	-23.2%	392	442	-11.3%	
Newstead	494	489	1.0%	2,596	2,080	24.8%	
North Collins	422	435	-3.0%	1,869	1,886	-0.9%	
Orchard Park	2,247	2,003	12.2%	11,079	8,872	24.9%	
City of Tonawanda	1,251	899	39.2%	5,803	3,694	57.1%	
<i>Town of Tonawanda</i>							
Kenilworth	481	447	7.6%	2,117	2,100	0.8%	
Kenmore	2,520	2,014	25.1%	11,142	9,477	17.6%	
West Seneca	2,578	2,032	26.9%	11,561	8,696	32.9%	
<i>Buffalo</i>							
Coles	1,152	949	21.4%	5,450	4,496	21.2%	
Crane	1,770	0	See note.	7,314	0	See note.	
Dudley	2,586	1,996	29.6%	11,412	8,318	37.2%	
East Clinton	1,008	669	50.7%	4,061	2,773	46.4%	
González-Soto	363	551	-34.1%	3,749	2,294	63.4%	
Merriweather	1,763	1,314	34.2%	7,634	6,326	20.7%	
North Park	1,058	1,114	-5.0%	5,101	5,374	-5.1%	
Panty	1,573	1,363	15.4%	6,944	5,257	32.1%	
<i>Central</i>	18,181	16,557	9.8%	80,222	73,744	8.8%	
<i>Bookmobile Services</i>							
Library on Wheels	48	82	-41.5%	264	407	-35.1%	
Library2Go	0	0	#DIV/0!	0	0	#DIV/0!	
<b>System</b>	<b>64,347</b>	<b>54,464</b>	<b>18.1%</b>	<b>292,003</b>	<b>236,692</b>	<b>23.4%</b>	
Member Libraries	34,845	29,869	16.7%	159,852	127,703	25.2%	
Buffalo Branches	11,273	7,956	41.7%	51,665	34,838	48.3%	
Central Library	18,181	16,557	9.8%	80,222	73,744	8.8%	
Bookmobile Services	48	82	-41.5%	264	407	-35.1%	

## CONTRACT MEMBER LIBRARIES - Monthly Financial Report

LIBRARY: NEWSTEAD PUBLIC LIBRARY

MONTH: May-24

SAP Acct.	Description	Adopted Budget	Budget Transfers	Year-to-Date Expenditures	Available Budget	Projected Utilization at 12/31	Projected Variance at 12/31	Comments
500000	Salaries - Full-time	0	0	0	0		0	
502000	Fringe Benefits	0	0	0	0		0	
<b>Utility Charges:</b>								
515000	Water	500	0	95	405		500	
515000	Sewer	500	0	88	412		500	
515000	Electric	7,000	0	2,222	4,778		7,000	
515000	Telephone - Maintenance	0	0	0	0		0	
510200	Dues and Fees	20	0	20	0		20	
545000	Rental Charges	0	0	0	0		0	
506200	Repairs & Maintenance Chgs.	1,750	0	331	1,419		1,750	
555050	Insurance Charges	0	0	0	0		0	
510000	Travel & Mileage Expenses	100	0	0	100		100	
516030	Refuse Pickup	200	0	74	126		200	
530000	Other Expenses & Charges	600	0	390	210		600	
530000	Contingency (Bullet Aid)	0	0	0	0		0	
	<b>TOTAL EXPENSES</b>	<b>10,670</b>	<b>0</b>	<b>3,220</b>	<b>7,450</b>	<b>0</b>	<b>10,670</b>	
<b>DIRECT LOCAL INCOME</b>		<b>Adopted Budget</b>	<b>Budget Revisions</b>	<b>Y-T-D Revenues</b>	<b>To Be Realized</b>	<b>Projected Revenues</b>	<b>Projected Variance</b>	<b>Comments</b>
	Fines, Lost Books, etc.	50	0	78	(28)		(50)	
	Copy Machines	600	0	95	505		(600)	
	Print Cost Recovery	1,200	0	594	606		(1,200)	
	Other Income	0	0	45	(45)		0	
	State Funding	0	0	0	0		0	
	Municipal Support	0	0	0	0		0	
	Donations (priv. persons/foundations)	0	0	0	0		0	
	Fundraising (events/booksales)	0	0	0	0		0	
	Interest Income	0	0	0	0		0	
	Misc Income	0	0	0	0		0	
	Use of Fund Balance	0	0	0	0		0	
	<b>TOTAL DIRECT INCOME</b>	<b>1,850</b>	<b>0</b>	<b>812</b>	<b>1,038</b>	<b>0</b>	<b>(1,850)</b>	



Abstract of Audited Vouchers For Private Checking Account

Newstead Public Library

Date of Audit: \_\_\_\_\_

JUNE 2024

Total Claims(\$) \_\_\_\_\_

I certify that the vouchers listed on this abstract were audited by the Newstead Public Library Board on this above date and allowed to be paid to the claimants in the amounts shown.

\_\_\_\_\_  
Date

\_\_\_\_\_  
Authorizing Official

Voucher #	Claimant	Vouchers		
		Amount	Check #	Date
1445	Mid America Book	\$69.85	1445	5/20/2024
1446	Demco	\$80.66	1446	6/3/2024
<b>Total:</b>		<b>\$150.51</b>		

Abstract of Audited Vouchers For County Checking Account

Newstead Public Library

Date of Audit: \_\_\_\_\_

JUNE 2024

Total Claims(\$) \_\_\_\_\_

I certify that the vouchers listed on this abstract were audited by the Newstead Public Library Board on this above date and allowed to be paid to the claimants in the amounts shown.

\_\_\_\_\_

Date

\_\_\_\_\_

Authorizing Official

Voucher #	Claimant	Vouchers		
		Amount	Check #	Date
4568	Village of Akron	\$370.89	4568	6/3/2024
4569	Green Mountain Electric Supply	\$12.75	4569	6/10/2024
<b>Total:</b>		<b>\$383.64</b>		



Abstract of Audited Vouchers For Member Aid Checking Account

Newstead Public Library

Date of Audit: \_\_\_\_\_

JUNE 2024

Total Claims(\$) \_\_\_\_\_

I certify that the vouchers listed on this abstract were audited by the Newstead Public Library Board on this above date and allowed to be paid to the claimants in the amounts shown.

\_\_\_\_\_  
Date

\_\_\_\_\_  
Authorizing Official

Voucher #	Claimant	Vouchers		
		Amount	Check #	Date
130	B&ECPL	\$98.03	130	5/20/2024
131	B&ECPL	\$78.43	131	6/10/2024

\_\_\_\_\_  
**Total: \$176.46**