



Circulation

Total Circulations

 Library	October			Year to Date Totals			Footnotes
	2024 Total	2023 Total	% of	2024 Total	2023 Total	% of	
	Circulations	Circulations	Change	Circulations	Circulations	Change	
Alden (Ewell Free)	2,118	2,177	-2.7%	22,637	19,469	16.3%	East Clinton - Closed 10/11/2024-10/19/2024 due to building incident. González-Soto - Closed beginning 4/1/2024 - Construction. Merriweather - Closed partial day 10/12/2024 and all day 10/13/2024 due to plumbing issue.
<i>Amherst</i>							
Audubon	36,631	37,595	-2.6%	375,335	289,550	29.6%	
Clearfield	27,848	28,691	-2.9%	291,920	346,791	-15.8%	
Eggertsville-Snyder	12,465	15,427	-19.2%	123,881	150,307	-17.6%	
Williamsville	4,332	4,412	-1.8%	42,792	44,677	-4.2%	
Angola	2,529	3,374	-25.0%	29,187	32,641	-10.6%	
Aurora	14,548	14,859	-2.1%	146,173	142,308	2.7%	
Boston	2,888	3,101	-6.9%	31,546	29,797	5.9%	
<i>Cheektowaga</i>							
Julia Boyer Reinstein	23,416	24,254	-3.5%	235,218	240,288	-2.1%	
Reinstein Memorial	8,474	9,004	-5.9%	89,458	88,107	1.5%	
Clarence	19,708	20,130	-2.1%	222,698	210,274	5.9%	
Collins	4,888	4,898	-0.2%	48,222	48,320	-0.2%	
Concord	5,123	5,155	-0.6%	52,178	52,299	-0.2%	
Eden	3,912	3,904	0.2%	38,045	39,450	-3.6%	
Elma	9,231	9,924	-7.0%	92,136	95,744	-3.8%	
Grand Island Memorial	10,623	11,081	-4.1%	110,445	114,069	-3.2%	
<i>Hamburg</i>							
Hamburg	19,358	19,957	-3.0%	197,211	193,487	1.9%	
Lake Shore	6,272	6,766	-7.3%	61,926	64,323	-3.7%	
Lackawanna	4,385	5,434	-19.3%	44,917	43,649	2.9%	
Lancaster	21,215	20,426	3.9%	219,497	210,059	4.5%	
Marilla	3,199	3,332	-4.0%	32,884	33,076	-0.6%	
Newstead	4,626	4,995	-7.4%	46,820	48,586	-3.6%	
North Collins	1,799	1,793	0.3%	16,825	18,651	-9.8%	
Orchard Park	23,579	24,262	-2.8%	251,858	247,551	1.7%	
City of Tonawanda	8,371	8,994	-6.9%	88,564	94,231	-6.0%	
<i>Town of Tonawanda</i>							
Kenilworth	5,033	6,207	-18.9%	51,604	59,891	-13.8%	
Kenmore	25,943	27,820	-6.7%	263,276	268,188	-1.8%	
West Seneca	20,125	22,149	-9.1%	208,425	209,298	-0.4%	
<i>Buffalo</i>							
Coles	2,668	2,319	15.0%	21,787	24,791	-12.1%	
Crane	11,087	8,509	30.3%	96,615	12,441	676.6%	
Dudley	4,617	4,908	-5.9%	42,868	46,280	-7.4%	
East Clinton	2,376	2,698	-11.9%	26,585	27,501	-3.3%	
González-Soto	0	2,636	-100.0%	7,725	5,483	40.9%	
Merriweather	5,004	4,892	2.3%	44,122	47,611	-7.3%	
North Park	8,483	8,747	-3.0%	81,712	116,738	-30.0%	
Panty	2,556	2,449	4.4%	23,217	22,894	1.4%	
<i>Central</i>	24,190	24,759	-2.3%	221,334	280,157	-21.0%	
<i>Bookmobile Services</i>							
Library on Wheels	3,417	6,012	-43.2%	26,478	36,440	-27.3%	
Library2Go	2,324	2,921	-20.4%	21,262	20,786	2.3%	
<i>Institutions</i>							
Correctional Facility	5,838	6,759	-13.6%	62,196	52,662	18.1%	
Holding Center	16,990	8,967	89.5%	141,909	100,005	41.9%	
<i>System</i>							
Online Renewals	525	655	-19.8%	5,840	6,719	-13.1%	
Interlibrary Loans	1,388	1,524	-8.9%	14,300	13,262	7.8%	
eAudiobooks	70,759	62,452	13.3%	703,510	587,999	19.6%	
eVideos	1,222	846	44.4%	11,895	7,303	62.9%	
eBooks	85,297	86,880	-1.8%	897,712	848,662	5.8%	
eMusic	239	275	-13.1%	2,275	2,256	0.8%	
eMagazines	23,509	29,858	-21.3%	235,835	98,102	140.4%	
B&ECPL Totals	605,128	619,187	-2.3%	6,124,855	5,793,173	5.7%	
Member Libraries	332,639	350,121	-5.0%	3,435,678	3,435,081	0.0%	
Buffalo Branches	36,791	37,158	-1.0%	344,631	303,739	13.5%	
Central Library	24,190	24,759	-2.3%	221,334	280,157	-21.0%	
Bookmobile Services	5,741	8,933	-35.7%	47,740	57,226	-16.6%	
Institutions	22,828	15,726	45.2%	204,105	152,667	33.7%	
System	182,939	182,490	0.2%	1,871,367	1,564,303	19.6%	

Library Visits

	October			Year to Date Totals			Footnotes
	2024	2023	% of	2024	2023	% of	
	Total Sessions	Total Sessions	Change	Total Sessions	Total Sessions	Change	
Alden (Ewell Free)	820	996	-17.7%	9,689	8,693	11.5%	East Clinton - Closed 10/11/2024-10/19/2024 due to building incident. González-Soto - Closed beginning 4/1/2024 - Construction. Merriweather - Closed partial day 10/12/2024 and all day 10/13/2024 due to plumbing issue.
<i>Amherst</i>							
Audubon	13,121	12,370	6.1%	118,754	82,917	43.2%	
Clearfield	10,527	10,688	-1.5%	112,622	116,350	-3.2%	
Egbertsville-Snyder	4,751	5,164	-8.0%	49,396	47,579	3.8%	
Williamsville	1,953	2,152	-9.2%	19,114	18,522	3.2%	
Angola	4,015	2,411	66.5%	38,494	27,614	39.4%	
Aurora	6,254	6,047	3.4%	59,679	54,069	10.4%	
Boston	1,760	1,644	7.1%	13,352	12,211	9.3%	
<i>Cheektowaga</i>							
Julia Boyer Reinstein	8,974	9,090	-1.3%	89,967	82,232	9.4%	
Reinstein Memorial	3,812	3,782	0.8%	37,563	36,900	1.8%	
Clarence	6,911	7,334	-5.8%	70,319	64,326	9.3%	
Collins	1,772	1,736	2.1%	18,582	15,121	22.9%	
Concord	2,819	2,790	1.0%	27,028	26,342	2.6%	
Eden	1,735	1,728	0.4%	14,852	13,718	8.3%	
Elma	3,341	4,227	-21.0%	36,211	35,235	2.8%	
Grand Island Memorial	4,368	4,275	2.2%	45,090	40,530	11.3%	
<i>Hamburg</i>							
Hamburg	8,112	8,759	-7.4%	80,110	77,228	3.7%	
Lake Shore	3,054	3,756	-18.7%	31,808	31,141	2.1%	
Lackawanna	3,516	3,326	5.7%	30,081	27,913	7.8%	
Lancaster	7,870	7,682	2.4%	78,845	72,684	8.5%	
Marilla	960	1,150	-16.5%	9,591	9,648	-0.6%	
Newstead	2,884	3,424	-15.8%	28,481	28,293	0.7%	
North Collins	1,255	1,332	-5.8%	11,980	11,209	6.9%	
Orchard Park	11,824	11,410	3.6%	124,575	108,667	14.6%	
City of Tonawanda	4,602	4,607	-0.1%	45,888	41,652	10.2%	
<i>Town of Tonawanda</i>							
Kenilworth	2,842	3,221	-11.8%	29,218	30,748	-5.0%	
Kenmore	9,685	9,686	0.0%	96,001	86,156	11.4%	
West Seneca	9,245	9,312	-0.7%	95,471	84,438	13.1%	
<i>Buffalo</i>							
Coles	3,398	3,406	-0.2%	34,363	30,968	11.0%	
Crane	5,794	4,036	43.6%	47,843	6,919	591.5%	
Dudley	2,549	2,609	-2.3%	25,527	24,263	5.2%	
East Clinton	3,172	3,123	1.6%	15,508	13,995	10.8%	
González-Soto	0	2,543	-100.0%	7,894	4,443	77.7%	
Merriweather	7,871	8,059	-2.3%	80,418	75,249	6.9%	
North Park	3,850	4,435	-13.2%	37,565	50,612	-25.8%	
Panty	2,547	2,756	-7.6%	27,535	26,569	3.6%	
<i>Central</i>	30,876	29,660	4.1%	281,886	224,370	25.6%	
<i>Bookmobile Services</i>							
Library on Wheels	2,938	2,542	15.6%	14,827	15,271	-2.9%	
Library2Go	269	259	3.9%	2,766	2,154	28.4%	
<i>Institutions</i>							
Correctional Facility	892	1,152	-22.6%	11,887	11,263	5.5%	
Holding Center	570	451	26.4%	5,705	5,903	-3.4%	
System	207,508	209,130	-0.8%	2,016,485	1,784,115	13.0%	
Member Libraries	142,782	144,099	-0.9%	1,422,761	1,292,136	10.1%	
Buffalo Branches	29,181	30,967	-5.8%	276,653	233,018	18.7%	
Central Library	30,876	29,660	4.1%	281,886	224,370	25.6%	
Bookmobile	3,207	2,801	14.5%	17,593	17,425	1.0%	
Institutions	1,462	1,603	-8.8%	17,592	17,166	2.5%	

East Clinton - Closed 10/11/2024-10/19/2024 due to building incident.

González-Soto - Closed beginning 4/1/2024 - Construction.

Merriweather - Closed partial day 10/12/2024 and all day 10/13/2024 due to plumbing issue.

350 + 2023

3013


2844
350

3235

3235 3424


WiFi

Total Logins

	October			Year to Date Totals			Footnotes
	2024	2023	% of	2024	2023	% of	
	Total Sessions	Total Sessions	Change	Total Sessions	Total Sessions	Change	
Alden (Ewell Free)	606	466	30.0%	5,489	4,318	27.1%	East Clinton - Closed 10/11/2024-10/19/2024 due to building incident. González-Soto - Closed beginning 4/1/2024 - Construction. Merriweather - Closed partial day 10/12/2024 and all day 10/13/2024 due to plumbing issue.
<i>Amherst</i>							
Audubon	6,095	4,505	35.3%	48,092	31,035	55.0%	
Clearfield	2,166	2,588	-16.3%	24,158	26,154	-7.6%	
Egbertsville-Snyder	1,277	1,156	10.5%	10,970	9,941	10.4%	
Williamsville	1,284	1,232	4.2%	12,400	11,598	6.9%	
Angola	131	118	11.0%	1,146	1,257	-8.8%	
Aurora	2,336	1,790	30.5%	19,961	17,950	11.2%	
Boston	238	149	59.7%	2,061	1,796	14.8%	
<i>Cheektowaga</i>							
Julia Boyer Reinstein	1,707	1,746	-2.2%	16,339	13,268	23.1%	
Reinstein Memorial	1,026	722	42.1%	8,366	7,224	15.8%	
Clarence	1,621	1,499	8.1%	15,879	13,369	18.8%	
Collins	349	273	27.8%	2,767	2,734	1.2%	
Concord	706	633	11.5%	5,717	5,342	7.0%	
Eden	252	216	16.7%	2,103	1,774	18.5%	
Elma	437	418	4.5%	3,917	3,702	5.8%	
Grand Island Memorial	950	694	36.9%	8,247	6,704	23.0%	
<i>Hamburg</i>							
Hamburg	2,110	1,643	28.4%	19,010	16,510	15.1%	
Lake Shore	511	586	-12.8%	5,010	4,716	6.2%	
Lackawanna	662	516	28.3%	5,577	4,723	18.1%	
Lancaster	2,041	1,718	18.8%	17,606	15,134	16.3%	
Marilla	107	99	8.1%	801	838	-4.4%	
Newstead	495	485	2.1%	5,079	4,602	10.4%	
North Collins	460	406	13.3%	4,009	3,597	11.5%	
Orchard Park	2,182	2,090	4.4%	21,739	18,681	16.4%	
City of Tonawanda	1,457	1,203	21.1%	12,151	8,998	35.0%	
<i>Town of Tonawanda</i>							
Kenilworth	483	485	-0.4%	4,459	4,670	-4.5%	
Kenmore	2,679	2,128	25.9%	23,012	19,779	16.3%	
West Seneca	2,683	2,087	28.6%	24,170	18,954	27.5%	
<i>Buffalo</i>							
Coles	1,139	1,132	0.6%	11,465	9,598	19.5%	
Crane	2,103	1,305	61.1%	16,428	3,802	332.1%	
Dudley	3,216	2,422	32.8%	25,412	19,951	27.4%	
East Clinton	1,351	775	74.3%	9,957	5,928	68.0%	
González-Soto	0	1,042	-100.0%	3,885	5,326	-27.1%	
Merriweather	1,656	1,431	15.7%	15,310	12,328	24.2%	
North Park	1,249	1,177	6.1%	10,456	10,956	-4.6%	
Panty	1,660	1,376	20.6%	14,439	12,415	16.3%	
<i>Central</i>	20,627	15,723	31.2%	167,852	146,817	14.3%	
<i>Bookmobile Services</i>							
Library on Wheels	81	102	-20.6%	743	891	-16.6%	
Library2Go	0	0	#DIV/0!	0	0	#DIV/0!	
System	70,133	58,136	20.6%	606,182	507,380	19.5%	
Member Libraries	37,051	31,651	17.1%	330,235	279,368	18.2%	
Buffalo Branches	12,374	10,660	16.1%	107,352	80,304	33.7%	
Central Library	20,627	15,723	31.2%	167,852	146,817	14.3%	
Bookmobile Services	81	102	-20.6%	743	891	-16.6%	

Registered Public Access Computer Sessions

Session Counts Per Outlet

 Library	October			Year to Date Totals			Footnotes
	2024	2023	% of	2024	2023	% of	
	Total Sessions	Total Sessions	Change	Total Sessions	Total Sessions	Change	
Alden (Ewell Free)	75	48	56.3%	778	672	15.8%	East Clinton - Closed 10/11/2024-10/19/2024 due to building incident. González-Soto - Closed beginning 4/1/2024 - Construction. Merriweather - Closed partial day 10/12/2024 and all day 10/13/2024 due to plumbing issue.
<i>Amherst</i>							
Audubon	1,152	1,118	3.0%	10,732	7,799	37.6%	
Clearfield	817	861	-5.1%	8,417	8,964	-6.1%	
Egbertsville-Snyder	461	422	9.2%	4,140	4,511	-8.2%	
Williamsville	140	126	11.1%	1,236	1,314	-5.9%	
Angola	160	185	-13.5%	1,835	1,663	10.3%	
Aurora	351	379	-7.4%	3,766	3,802	-0.9%	
Boston	59	58	1.7%	738	601	22.8%	
<i>Cheektowaga</i>							
Julia Boyer Reinstein	1,530	1,462	4.7%	13,714	13,327	2.9%	
Reinstein Memorial	742	730	1.6%	7,443	7,907	-5.9%	
Clarence	418	432	-3.2%	4,522	4,410	2.5%	
Collins	110	117	-6.0%	1,244	1,233	0.9%	
Concord	215	205	4.9%	2,015	1,972	2.2%	
Eden	151	133	13.5%	1,184	1,117	6.0%	
Elma	194	209	-7.2%	1,917	2,050	-6.5%	
Grand Island Memorial	215	239	-10.0%	2,254	2,307	-2.3%	
<i>Hamburg</i>							
Hamburg	770	831	-7.3%	8,357	8,587	-2.7%	
Lake Shore	201	198	1.5%	2,015	2,309	-12.7%	
Lackawanna	562	462	21.6%	4,656	4,944	-5.8%	
Lancaster	641	624	2.7%	6,548	6,275	4.4%	
Marilla	33	44	-25.0%	320	392	-18.4%	
Newstead	155	213	-27.2%	1,659	1,841	-9.9%	
North Collins	113	112	0.9%	1,058	932	13.5%	
Orchard Park	627	721	-13.0%	7,056	7,046	0.1%	
City of Tonawanda	752	600	25.3%	7,212	6,543	10.2%	
<i>Town of Tonawanda</i>							
Kenilworth	411	355	15.8%	3,915	3,669	6.7%	
Kenmore	1,392	1,412	-1.4%	13,828	12,773	8.3%	
West Seneca	983	1,042	-5.7%	10,843	10,370	4.6%	
<i>Buffalo</i>							
Coles	1,063	1,102	-3.5%	10,983	10,020	9.6%	
Crane	1,054	527	100.0%	8,619	798	980.1%	
Dudley	602	495	21.6%	5,514	5,024	9.8%	
East Clinton	175	357	-51.0%	2,995	2,979	0.5%	
González-Soto	0	333	-100.0%	1,217	631	92.9%	
Merriweather	1,360	1,522	-10.6%	14,421	14,813	-2.6%	
North Park	837	1,006	-16.8%	7,934	11,040	-28.1%	
Panty	504	561	-10.2%	4,739	5,188	-8.7%	
<i>Central</i>	6,486	6,288	3.1%	56,752	63,451	-10.6%	
<i>Bookmobile Services</i>							
Library on Wheels	0	0	#DIV/0!	0	0	#DIV/0!	
Library2Go	0	0	#DIV/0!	0	0	#DIV/0!	
System	25,511	25,529	-0.1%	246,576	243,274	1.4%	
Member Libraries	13,430	13,338	0.7%	133,402	129,330	3.1%	
Buffalo Branches	5,595	5,903	-5.2%	56,422	50,493	11.7%	
Central Library	6,486	6,288	3.1%	56,752	63,451	-10.6%	
Bookmobile Services	0	0	#DIV/0!	0	0	#DIV/0!	

Program Report prog

10/2024
NEWSSTEAD

Updated

Action	Program Date	Title	Number of Programs	Total Attendance	Type (R/LV/RV)	Type (G/O/O/SD/O/O)	Target Audience	Outreach?	Technology/ Digital Literacy	Tutoring/ Literacy
<input type="checkbox"/> Delete	10/01/2024	Tai Chi	5	50	Regular	Group	Adults	<input type="radio"/> Yes <input checked="" type="radio"/> No	<input type="radio"/> Yes <input checked="" type="radio"/> No	<input type="radio"/> Yes <input checked="" type="radio"/> No
<input type="checkbox"/> Delete	10/01/2024	Toddler time	2	67	Regular	Group	Intergenerational/Combined	<input type="radio"/> Yes <input checked="" type="radio"/> No	<input type="radio"/> Yes <input checked="" type="radio"/> No	<input type="radio"/> Yes <input checked="" type="radio"/> No
<input type="checkbox"/> Delete	10/01/2024	Book Club	1	4	Regular	Group	Adults	<input type="radio"/> Yes <input checked="" type="radio"/> No	<input type="radio"/> Yes <input checked="" type="radio"/> No	<input type="radio"/> Yes <input checked="" type="radio"/> No
<input type="checkbox"/> Delete	10/02/2024	Book a Technology Trainer A	5	5	Regular	One-on-One	Adults	<input type="radio"/> Yes <input checked="" type="radio"/> No	<input checked="" type="radio"/> Yes <input type="radio"/> No	<input type="radio"/> Yes <input checked="" type="radio"/> No
<input type="checkbox"/> Delete	10/05/2024	Erie County Narcan Training	1	3	Regular	Group	Adults	<input type="radio"/> Yes <input checked="" type="radio"/> No	<input type="radio"/> Yes <input checked="" type="radio"/> No	<input type="radio"/> Yes <input checked="" type="radio"/> No
<input type="checkbox"/> Delete	10/05/2024	Peace Love Yarn	1	6	Regular	Group	Intergenerational/Combined	<input type="radio"/> Yes <input checked="" type="radio"/> No	<input type="radio"/> Yes <input checked="" type="radio"/> No	<input type="radio"/> Yes <input checked="" type="radio"/> No
<input type="checkbox"/> Delete	10/05/2024	Los Herrandos - The Brothe	1	2	Regular	Group	Adults	<input type="radio"/> Yes <input checked="" type="radio"/> No	<input type="radio"/> Yes <input checked="" type="radio"/> No	<input type="radio"/> Yes <input checked="" type="radio"/> No
<input type="checkbox"/> Delete	10/07/2024	Mahjong	4	21	Regular	Group	Adults	<input type="radio"/> Yes <input checked="" type="radio"/> No	<input type="radio"/> Yes <input checked="" type="radio"/> No	<input type="radio"/> Yes <input checked="" type="radio"/> No
<input type="checkbox"/> Delete	10/07/2024	Celebrate the 70's	1	4	Regular	Group	Adults	<input type="radio"/> Yes <input checked="" type="radio"/> No	<input type="radio"/> Yes <input checked="" type="radio"/> No	<input type="radio"/> Yes <input checked="" type="radio"/> No
<input type="checkbox"/> Delete	10/08/2024	Feelings Rock with Ms. Vicki	2	89	Regular	Group	Intergenerational/Combined	<input type="radio"/> Yes <input checked="" type="radio"/> No	<input type="radio"/> Yes <input checked="" type="radio"/> No	<input type="radio"/> Yes <input checked="" type="radio"/> No
<input type="checkbox"/> Delete	10/08/2024	Rainbow Youth	2	2	Regular	Group	Teens	<input type="radio"/> Yes <input checked="" type="radio"/> No	<input type="radio"/> Yes <input checked="" type="radio"/> No	<input type="radio"/> Yes <input checked="" type="radio"/> No
<input type="checkbox"/> Delete	10/09/2024	Bookmark Buddies	4	140	Regular	Group	Intergenerational/Combined	<input type="radio"/> Yes <input checked="" type="radio"/> No	<input type="radio"/> Yes <input checked="" type="radio"/> No	<input type="radio"/> Yes <input checked="" type="radio"/> No
<input type="checkbox"/> Delete	10/15/2024	feedmore truck	2	34	Regular	Group	Adults	<input type="radio"/> Yes <input checked="" type="radio"/> No	<input type="radio"/> Yes <input checked="" type="radio"/> No	<input type="radio"/> Yes <input checked="" type="radio"/> No
<input type="checkbox"/> Delete	10/15/2024	Yoga	1	9	Regular	Group	Intergenerational/Combined	<input type="radio"/> Yes <input checked="" type="radio"/> No	<input type="radio"/> Yes <input checked="" type="radio"/> No	<input type="radio"/> Yes <input checked="" type="radio"/> No
<input type="checkbox"/> Delete	10/16/2024	Fall Crafting with Julie	1	15	Regular	Group	Adults	<input type="radio"/> Yes <input checked="" type="radio"/> No	<input type="radio"/> Yes <input checked="" type="radio"/> No	<input type="radio"/> Yes <input checked="" type="radio"/> No
<input type="checkbox"/> Delete	10/19/2024	Lego Club	1	8	Regular	Group	Children 6-11	<input type="radio"/> Yes <input checked="" type="radio"/> No	<input type="radio"/> Yes <input checked="" type="radio"/> No	<input type="radio"/> Yes <input checked="" type="radio"/> No
<input type="checkbox"/> Delete	10/21/2024	Read to Kunk	5	5	Regular	One-on-One	Intergenerational/Combined	<input type="radio"/> Yes <input checked="" type="radio"/> No	<input type="radio"/> Yes <input checked="" type="radio"/> No	<input type="radio"/> Yes <input checked="" type="radio"/> No
<input type="checkbox"/> Delete	10/21/2024	Diversity & Inclusion an Inter	1	4	Live Virtual	Group	Intergenerational/Combined	<input type="radio"/> Yes <input checked="" type="radio"/> No	<input type="radio"/> Yes <input checked="" type="radio"/> No	<input type="radio"/> Yes <input checked="" type="radio"/> No
<input type="checkbox"/> Delete	10/23/2024	APA Visit	1	16	Regular	Group	Children 5 and under	<input checked="" type="radio"/> Yes <input type="radio"/> No	<input type="radio"/> Yes <input checked="" type="radio"/> No	<input type="radio"/> Yes <input checked="" type="radio"/> No

<input type="checkbox"/> Delete	10/23/2024	NY Connects	5	5		Regular	▼	One-on-One	▼	Adults	▼	<input type="radio"/> Yes <input checked="" type="radio"/> No	<input type="radio"/> Yes <input checked="" type="radio"/> No
<input type="checkbox"/> Delete	10/23/2024	classroom cafe	1	14		Regular	▼	Group	▼	Intergenerational/Combined	▼	<input type="radio"/> Yes <input checked="" type="radio"/> No	<input type="radio"/> Yes <input checked="" type="radio"/> No
<input type="checkbox"/> Delete	10/25/2024	Halloween Make & Take	24	24		Regular	▼	Self-Directed One-on-One	▼	Intergenerational/Combined	▼	<input type="radio"/> Yes <input checked="" type="radio"/> No	<input type="radio"/> Yes <input checked="" type="radio"/> No
<input type="checkbox"/> Delete	10/25/2024	K visits	3	75		Regular	▼	Group	▼	Children 5 and under	▼	<input type="radio"/> Yes <input checked="" type="radio"/> No	<input type="radio"/> Yes <input checked="" type="radio"/> No
<input type="checkbox"/> Delete	10/26/2024	Pumpkin Painting	1	70		Regular	▼	Group	▼	Intergenerational/Combined	▼	<input type="radio"/> Yes <input checked="" type="radio"/> No	<input type="radio"/> Yes <input checked="" type="radio"/> No
<input type="checkbox"/> Delete	10/28/2024	Science & Stories	1	6		Regular	▼	Group	▼	Children 6-11	▼	<input type="radio"/> Yes <input checked="" type="radio"/> No	<input type="radio"/> Yes <input checked="" type="radio"/> No
<input type="checkbox"/> Delete	10/30/2024	yoga	1	6		Regular	▼	Group	▼	Children 6-11	▼	<input type="radio"/> Yes <input checked="" type="radio"/> No	<input type="radio"/> Yes <input checked="" type="radio"/> No
<input type="checkbox"/> Delete	10/30/2024	In the Kitchen with Val	3	236		Recorded Virtual	▼	Group	▼	Intergenerational/Combined	▼	<input type="radio"/> Yes <input checked="" type="radio"/> No	<input type="radio"/> Yes <input checked="" type="radio"/> No
<input type="checkbox"/> Delete	10/30/2024	PBS videos	4	119		Recorded Virtual	▼	Group	▼	Adults	▼	<input type="radio"/> Yes <input checked="" type="radio"/> No	<input type="radio"/> Yes <input checked="" type="radio"/> No
New Entry													
			1			-- Select --	▼	-- Select --	▼	-- Select --	▼	<input type="radio"/> Yes <input checked="" type="radio"/> No	<input type="radio"/> Yes <input checked="" type="radio"/> No

[Save Add/Changes](#)

[Return to Menu](#)

CONTRACT MEMBER LIBRARIES - Monthly Financial Report

LIBRARY: NEWSTEAD PUBLIC LIBRARY

MONTH: Oct-24

SAP Acct.	Description	Adopted Budget	Budget Transfers	Year-to-Date Expenditures	Available Budget	Projected Utilization at 12/31	Projected Variance at 12/31	Comments
500000	Salaries - Full-time	0	0	0	0		0	
502000	Fringe Benefits	0	0	0	0		0	
	Utility Charges:							
515000	Water	500	0	430	70		500	
515000	Sewer	500	0	419	81		500	
515000	Electric	7,000	0	4,141	2,859		7,000	
515000	Telephone - Maintenance	0	0	0	0		0	
510200	Dues and Fees	20	0	20	0		20	
545000	Rental Charges	0	0	0	0		0	
506200	Repairs & Maintenance Chgs.	1,750	0	331	1,419		1,750	
555050	Insurance Charges	0	0	0	0		0	
510000	Travel & Mileage Expenses	100	0	0	100		100	
516030	Refuse Pickup	200	0	148	53		200	
530000	Other Expenses & Charges	600	0	640	(40)		600	
530000	Contingency (Bullet Aid)	0	0	0	0		0	
	TOTAL EXPENSES	10,670	0	6,128	4,542	0	10,670	

DIRECT LOCAL INCOME		Adopted Budget	Budget Revisions	Y-T-D Revenues	To Be Realized	Projected Revenues	Projected Variance	Comments
	Fines, Lost Books, etc.	50	0	158	(108)		(50)	
	Copy Machines	600	0	171	429		(600)	
	Print Cost Recovery	1,200	0	1,405	(205)		(1,200)	
	Other Income	0	0	82	(82)		0	
	State Funding	0	0	0	0		0	
	Municipal Support	0	0	0	0		0	
	Donations (priv. persons/foundations)	0	0	0	0		0	
	Fundraising (events/booksales)	0	0	0	0		0	
	Interest Income	0	0	0	0		0	
	Misc Income	0	0	0	0		0	
	Use of Fund Balance	0	0	0	0		0	
	TOTAL DIRECT INCOME	1,850	0	1,816	34	0	(1,850)	