



# Buffalo & Erie County Public Library

## Public Access Computer Statistics

December 2008


### EXECUTIVE SUMMARY: ALL OUTLETS

	December		% of	Year to Date		% of
	2008	2007	Change	2008	2007	Change
<b>System Total</b>	<b>58,119</b>	36,818	<b>57.9%</b>	<b>675,312</b>	438,352	<b>54.1%</b>
Contract Libraries	<b>25,951</b>	15,408	<b>68.4%</b>	<b>312,113</b>	224,031	39.3%
City Branches	<b>14,725</b>	8,903	<b>65.4%</b>	<b>170,473</b>	103,263	65.1%
Central Library	<b>17,443</b>	12,507	<b>39.5%</b>	<b>192,726</b>	111,058	73.5%


### Sessions / Public Access Computers

	December	Year to Date
<b>System Total</b>	<b>87.8</b>	<b>1,020.1</b>
Contract Libraries	<b>69.9</b>	<b>841.3</b>
City Branches	<b>82.3</b>	<b>952.4</b>
Central Library	<b>155.7</b>	<b>1,720.8</b>


### Registered Public Access Computer Sessions

 <b>Library</b>	December 2008			December 2007	Change	Year to Date 2008			YTD 2007	Change
	Adult Sessions	Juvenile Sessions	Total Sessions	Total Sessions		Adult Sessions	Juvenile Sessions	Total Sessions	Total Sessions	
Alden (Ewell Free)	164	17	181	103	75.7%	1,657	347	2,004	1,718	16.6%
<i>Amherst</i>			0							
Audubon	1,486	198	1,684	1,023	64.6%	16,182	2,860	19,042	17,589	8.3%
Clearfield	1,237	194	1,431	731	95.8%	15,169	2,113	17,282	11,535	49.8%
Egbertsville-Snyder	741	90	831	488	70.3%	7,745	844	8,589	6,672	28.7%
Williamsville	475	53	528	476	10.9%	6,214	568	6,782	6,105	11.1%
Angola	471	140	611	323	89.2%	5,557	1,170	6,727	4,567	47.3%
Aurora	760	107	867	552	57.1%	8,948	1,288	10,236	6,338	61.5%
Boston	158	113	271	233	16.3%	1,598	1,477	3,075	2,112	45.6%
<i>Cheektowaga</i>										
Julia Boyer Reinstein	1,621	203	1,824	1,069	70.6%	16,510	2,401	18,911	16,177	16.9%
Reinstein Memorial	1,244	340	1,584	839	88.8%	16,055	4,094	20,149	12,812	57.3%
Clarence	1,026	33	1,059	712	48.7%	10,399	1,920	12,319	9,375	31.4%
Collins	359	253	612	342	78.9%	4,194	2,771	6,965	5,372	29.7%
Concord	449	218	667	464	43.8%	5,794	2,478	8,272	7,143	15.8%
Eden	200	126	326	156	109.0%	2,525	1,024	3,549	1,990	78.3%
Elma	376	37	413	247	67.2%	4,262	780	5,042	2,924	72.4%
Grand Island Memorial	542	81	623	253	146.2%	6,149	1,044	7,193	4,166	72.7%
<i>Hamburg</i>										
Hamburg	1,222	240	1,462	877	66.7%	13,835	3,007	16,842	13,265	27.0%
Lake Shore	389	52	441	279	58.1%	4,951	817	5,768	3,591	60.6%
Lackawanna	1,012	330	1,342	688	95.1%	11,222	3,817	15,039	8,894	69.1%
Lancaster	1,373	188	1,561	769	103.0%	14,900	2,230	17,130	11,775	45.5%
Marilla	165	32	197	105	87.6%	1,542	428	1,970	1,847	6.7%
Newstead	429	158	587	331	77.3%	4,916	1,620	6,536	5,297	23.4%
North Collins	161	135	296	135	119.3%	1,679	1,344	3,023	2,642	14.4%
Orchard Park	452	75	527	957	-44.9%	15,051	2,496	17,547	14,299	22.7%
City of Tonawanda	602	162	764	336	127.4%	5,999	1,583	7,582	5,728	32.4%
<i>Town of Tonawanda</i>										
Kenilworth	651	266	917	444	106.5%	7,990	2,363	10,353	5,763	79.6%
Kenmore	2,005	463	2,468	1,388	77.8%	26,213	5,795	32,008	19,629	63.1%
West Seneca	1,706	171	1,877	1,088	72.5%	19,912	2,266	22,178	14,706	50.8%
<i>Buffalo</i>										
Crane	1,946	108	2,054	1,508	36.2%	23,691	1,931	25,622	18,282	40.1%
Dudley	1,069	254	1,323	1,251	5.8%	12,785	5,141	17,926	12,933	38.6%
East Clinton	705	539	1,244	315	294.9%	6,883	5,934	12,817	3,943	225.1%
East Delavan	1,260	929	2,189	936	133.9%	13,043	12,279	25,322	11,340	123.3%
Merriweather	2,111	1,074	3,185	1,796	77.3%	26,507	14,418	40,925	22,090	85.3%
Niagara	1,388	1,211	2,599	1,330	95.4%	13,514	10,790	24,304	13,659	77.9%
North Park	0	0	0	511	-100.0%	2,238	438	2,676	6,550	-59.1%
Riverside	1,251	880	2,131	1,256	69.7%	12,203	8,678	20,881	14,466	44.3%
<i>Central</i>										
B S T	5,902	625	6,527	3,685	77.1%	63,626	7,648	71,274	27,822	156.2%
Children's	0	375	375	203	84.7%	1	3,747	3,748	2,872	30.5%
GRO	24	1	25	712	-96.5%	1,503	167	1,670	4,817	-65.3%
HSS	9,243	627	9,870	7,907	24.8%	107,434	6,671	114,105	75,547	51.0%
Teen Room	418	228	646	N/A	N/A	1,056	873	1,929	N/A	N/A
<b>System Total</b>	<b>46,793</b>	<b>11,326</b>	<b>58,119</b>	<b>36,818</b>	<b>57.9%</b>	<b>541,652</b>	<b>133,660</b>	<b>675,312</b>	<b>438,352</b>	<b>54.1%</b>
<b>Contract Library Total</b>	<b>21,476</b>	<b>4,475</b>	<b>25,951</b>	<b>15,408</b>	<b>68.4%</b>	<b>257,168</b>	<b>54,945</b>	<b>312,113</b>	<b>224,031</b>	<b>39.3%</b>
<b>City Branch Total</b>	<b>9,730</b>	<b>4,995</b>	<b>14,725</b>	<b>8,903</b>	<b>65.4%</b>	<b>110,864</b>	<b>59,609</b>	<b>170,473</b>	<b>103,263</b>	<b>65.1%</b>
<b>Central Library</b>	<b>15,587</b>	<b>1,856</b>	<b>17,443</b>	<b>12,507</b>	<b>39.5%</b>	<b>173,620</b>	<b>19,106</b>	<b>192,726</b>	<b>111,058</b>	<b>73.5%</b>


## Registered Public Access Computer Sessions

 <b>Library</b>	Number of PACs	December 2008	Year to Date 2008
		Sessions/PAC	Sessions/PAC
Alden (Ewell Free)	5	36.2	400.8
<i>Amherst</i>			
Audubon	19	88.6	1,002.2
Clearfield	17	84.2	1,016.6
Egbertsville-Snyder	9	92.3	954.3
Williamsville	10	52.8	678.2
Angola	7	87.3	961.0
Aurora	14	61.9	731.1
Boston	6	45.2	512.5
<i>Cheektowaga</i>			
Julia Boyer Reinstein	32	57.0	591.0
Reinstein Memorial	23	68.9	876.0
Clarence	19	55.7	648.4
Collins	10	61.2	696.5
Concord	12	55.6	689.3
Eden	8	40.8	443.6
Elma	10	41.3	504.2
Grand Island Memorial	15	41.5	479.5
<i>Hamburg</i>			
Hamburg	11	132.9	1,531.1
Lake Shore	7	63.0	824.0
Lackawanna	15	89.5	1,002.6
Lancaster	17	91.8	1,007.6
Marilla	6	32.8	328.3
Newstead	11	53.4	594.2
North Collins	10	29.6	302.3
Orchard Park	21	25.1	835.6
City of Tonawanda	9	84.9	842.4
<i>Town of Tonawanda</i>			
Kenilworth	12	76.4	862.8
Kenmore	21	117.5	1,524.2
West Seneca	15	125.1	1,478.5
<i>Buffalo</i>			
Crane	22	93.4	1,164.6
Dudley	18	73.5	995.9
East Clinton	11	113.1	1,165.2
East Delavan	35	62.5	723.5
Merriweather	45	70.8	909.4
Niagara	19	136.8	1,279.2
North Park	13	0.0	205.8
Riverside	16	133.2	1,305.1
<i>Central</i>			
B S T	43	151.8	1,657.5
Children's	8	46.9	468.5
GRO	3	8.3	556.7
HSS	46	214.6	2,480.5
Teen Room	12	53.8	160.8
<b>System Total</b>	<b>662</b>	<b>87.8</b>	<b>1,020.1</b>
<b>Contract Library Total</b>	<b>371</b>	<b>69.9</b>	<b>841.3</b>
<b>City Branch Total</b>	<b>179</b>	<b>82.3</b>	<b>952.4</b>
<b>Central Library</b>	<b>112</b>	<b>155.7</b>	<b>1,720.8</b>

### Registered Public Access Computer Sessions

 <b>Library</b>	December 2008			December 2007	Change	Year to Date 2008			YTD 2007	Change
	Adult Sessions	Juvenile Sessions	Total Sessions	Total Sessions		Adult Sessions	Juvenile Sessions	Total Sessions	Total Sessions	
Alden (Ewell Free)	164	17	181	103	75.7%	1,657	347	2,004	1,718	16.6%
<i>Amherst</i>			0							
Audubon	1,486	198	1,684	1,023	64.6%	16,182	2,860	19,042	17,589	8.3%
Clearfield	1,237	194	1,431	731	95.8%	15,169	2,113	17,282	11,535	49.8%
Egbertsville-Snyder	741	90	831	488	70.3%	7,745	844	8,589	6,672	28.7%
Williamsville	475	53	528	476	10.9%	6,214	568	6,782	6,105	11.1%
Angola	471	140	611	323	89.2%	5,557	1,170	6,727	4,567	47.3%
Aurora	760	107	867	552	57.1%	8,948	1,288	10,236	6,338	61.5%
Boston	158	113	271	233	16.3%	1,598	1,477	3,075	2,112	45.6%
<i>Cheektowaga</i>										
Julia Boyer Reinstein	1,621	203	1,824	1,069	70.6%	16,510	2,401	18,911	16,177	16.9%
Reinstein Memorial	1,244	340	1,584	839	88.8%	16,055	4,094	20,149	12,812	57.3%
Clarence	1,026	33	1,059	712	48.7%	10,399	1,920	12,319	9,375	31.4%
Collins	359	253	612	342	78.9%	4,194	2,771	6,965	5,372	29.7%
Concord	449	218	667	464	43.8%	5,794	2,478	8,272	7,143	15.8%
Eden	200	126	326	156	109.0%	2,525	1,024	3,549	1,990	78.3%
Elma	376	37	413	247	67.2%	4,262	780	5,042	2,924	72.4%
Grand Island Memorial	542	81	623	253	146.2%	6,149	1,044	7,193	4,166	72.7%
<i>Hamburg</i>										
Hamburg	1,222	240	1,462	877	66.7%	13,835	3,007	16,842	13,265	27.0%
Lake Shore	389	52	441	279	58.1%	4,951	817	5,768	3,591	60.6%
Lackawanna	1,012	330	1,342	688	95.1%	11,222	3,817	15,039	8,894	69.1%
Lancaster	1,373	188	1,561	769	103.0%	14,900	2,230	17,130	11,775	45.5%
Marilla	165	32	197	105	87.6%	1,542	428	1,970	1,847	6.7%
Newstead	429	158	587	331	77.3%	4,916	1,620	6,536	5,297	23.4%
North Collins	161	135	296	135	119.3%	1,679	1,344	3,023	2,642	14.4%
Orchard Park	452	75	527	957	-44.9%	15,051	2,496	17,547	14,299	22.7%
City of Tonawanda	602	162	764	336	127.4%	5,999	1,583	7,582	5,728	32.4%
<i>Town of Tonawanda</i>										
Kenilworth	651	266	917	444	106.5%	7,990	2,363	10,353	5,763	79.6%
Kenmore	2,005	463	2,468	1,388	77.8%	26,213	5,795	32,008	19,629	63.1%
West Seneca	1,706	171	1,877	1,088	72.5%	19,912	2,266	22,178	14,706	50.8%
<i>Buffalo</i>										
Crane	1,946	108	2,054	1,508	36.2%	23,691	1,931	25,622	18,282	40.1%
Dudley	1,069	254	1,323	1,251	5.8%	12,785	5,141	17,926	12,933	38.6%
East Clinton	705	539	1,244	315	294.9%	6,883	5,934	12,817	3,943	225.1%
East Delavan	1,260	929	2,189	936	133.9%	13,043	12,279	25,322	11,340	123.3%
Merriweather	2,111	1,074	3,185	1,796	77.3%	26,507	14,418	40,925	22,090	85.3%
Niagara	1,388	1,211	2,599	1,330	95.4%	13,514	10,790	24,304	13,659	77.9%
North Park	0	0	0	511	-100.0%	2,238	438	2,676	6,550	-59.1%
Riverside	1,251	880	2,131	1,256	69.7%	12,203	8,678	20,881	14,466	44.3%
<i>Central</i>										
B S T	5,902	625	6,527	3,685	77.1%	63,626	7,648	71,274	27,822	156.2%
Children's	0	375	375	203	84.7%	1	3,747	3,748	2,872	30.5%
GRO	24	1	25	712	-96.5%	1,503	167	1,670	4,817	-65.3%
HSS	9,243	627	9,870	7,907	24.8%	107,434	6,671	114,105	75,547	51.0%
Teen Room	418	228	646	N/A	N/A	1,056	873	1,929	N/A	N/A
<b>System Total</b>	<b>46,793</b>	<b>11,326</b>	<b>58,119</b>	<b>36,818</b>	<b>57.9%</b>	<b>541,652</b>	<b>133,660</b>	<b>675,312</b>	<b>438,352</b>	<b>54.1%</b>
<b>Contract Library Total</b>	<b>21,476</b>	<b>4,475</b>	<b>25,951</b>	<b>15,408</b>	<b>68.4%</b>	<b>257,168</b>	<b>54,945</b>	<b>312,113</b>	<b>224,031</b>	<b>39.3%</b>
<b>City Branch Total</b>	<b>9,730</b>	<b>4,995</b>	<b>14,725</b>	<b>8,903</b>	<b>65.4%</b>	<b>110,864</b>	<b>59,609</b>	<b>170,473</b>	<b>103,263</b>	<b>65.1%</b>
<b>Central Library</b>	<b>15,587</b>	<b>1,856</b>	<b>17,443</b>	<b>12,507</b>	<b>39.5%</b>	<b>173,620</b>	<b>19,106</b>	<b>192,726</b>	<b>111,058</b>	<b>73.5%</b>

## Registered Public Access Computer Sessions

 <b>Library</b>	Number of PACs	December 2008	Year to Date 2008
		Sessions/PAC	Sessions/PAC
Alden (Ewell Free)	5	36.2	400.8
<i>Amherst</i>			
Audubon	19	88.6	1,002.2
Clearfield	17	84.2	1,016.6
Egbertsville-Snyder	9	92.3	954.3
Williamsville	10	52.8	678.2
Angola	7	87.3	961.0
Aurora	14	61.9	731.1
Boston	6	45.2	512.5
<i>Cheektowaga</i>			
Julia Boyer Reinstein	32	57.0	591.0
Reinstein Memorial	23	68.9	876.0
Clarence	19	55.7	648.4
Collins	10	61.2	696.5
Concord	12	55.6	689.3
Eden	8	40.8	443.6
Elma	10	41.3	504.2
Grand Island Memorial	15	41.5	479.5
<i>Hamburg</i>			
Hamburg	11	132.9	1,531.1
Lake Shore	7	63.0	824.0
Lackawanna	15	89.5	1,002.6
Lancaster	17	91.8	1,007.6
Marilla	6	32.8	328.3
Newstead	11	53.4	594.2
North Collins	10	29.6	302.3
Orchard Park	21	25.1	835.6
City of Tonawanda	9	84.9	842.4
<i>Town of Tonawanda</i>			
Kenilworth	12	76.4	862.8
Kenmore	21	117.5	1,524.2
West Seneca	15	125.1	1,478.5
<i>Buffalo</i>			
Crane	22	93.4	1,164.6
Dudley	18	73.5	995.9
East Clinton	11	113.1	1,165.2
East Delavan	35	62.5	723.5
Merriweather	45	70.8	909.4
Niagara	19	136.8	1,279.2
North Park	13	0.0	205.8
Riverside	16	133.2	1,305.1
<i>Central</i>			
B S T	43	151.8	1,657.5
Children's	8	46.9	468.5
GRO	3	8.3	556.7
HSS	46	214.6	2,480.5
Teen Room	12	53.8	160.8
<b>System Total</b>	<b>662</b>	<b>87.8</b>	<b>1,020.1</b>
<b>Contract Library Total</b>	<b>371</b>	<b>69.9</b>	<b>841.3</b>
<b>City Branch Total</b>	<b>179</b>	<b>82.3</b>	<b>952.4</b>
<b>Central Library</b>	<b>112</b>	<b>155.7</b>	<b>1,720.8</b>



## Public Access Computer Statistics

### December 2008 Footnotes

2008\*

\* **City Branches & Central**

A formula error impacting February 2007 and February 2008 year to date totals was found in February 2009. This error understated results for both years (actual activity was higher than previously reported). Incorrect year to date figures for Buffalo Branches and the Central Library were subsequently carried into 2008 calculations and comparison data. Spreadsheets have been retrospectively corrected as of April 2009.

<b>Central</b>	Closed 12/12/2008 due to winter storm.
<b>Holding Center</b>	Closed 12/19/2008 for repair of ceiling tiles.
<b>Home/Infirmary</b>	Closed 12/26/2008 due to staff illness.
<b>Merriweather Branch</b>	Closed 12/21/2008 due to winter storm.
<b>Alden Free</b>	Closed 12/22/2008 due to winter storm.
<b>Audubon Branch</b>	Closed early 12/19/2008 and all day 12/21/2008 due to winter storm.
<b>Clearfield Branch</b>	Closed early 12/19/2008 due to winter storm.
<b>Eggert-Snyder</b>	Closed early 12/19/2008 due to winter storm.
<b>Williamsville</b>	Closed early 12/19/2008 due to winter storm.
<b>JBR</b>	Closed early 12/19/2008 and all day 12/21/2008 and 12/22/2008 due to winter storm.
<b>Reinstein</b>	Closed 12/21/2008 and 12/22/2008 due to winter storm.
<b>Collins</b>	June 2008 – Present, Construction Bridge detour on route 62.
<b>Concord Public</b>	Closed 12/22/2008 due to winter storm.
<b>Elma Public</b>	Closed 6 hours early 12/19/2008 due to winter storm.
<b>Grand Island Memorial</b>	Closed early 12/19/2008 due to winter storm.
<b>Hamburg Public</b>	Closed 12/21/2008 and 12/22/2008 due to winter storm.
<b>Lakeshore</b>	Closed 12/19/2008 and 12/22/2008 due to winter storm.
<b>North Collins</b>	Closed at noon 12/18/2008 due to winter storm.
<b>Orchard Park</b>	Closed 12/8 – 12/22/2008 due to Energy Efficient Project. Closed on 12/24 & 12/25 for the Holiday.
<b>Tonawanda City</b>	Closed early 12/19/2008 due to winter storm.
<b>Kenilworth Branch</b>	Closed all day 12/19/2008 due to winter storm.
<b>Kenmore Branch</b>	Closed early 12/19/2008 due to winter storm.

\* Youth Resource Center computers were added to all locations during Fall 2001. These computers do not require registration before use and are not tracked in these statistics. Therefore, juvenile computer use statistics are underreported.



## Public Access Computer Statistics

### December 2008 Footnotes

2007

<b>System-Wide</b>	As of January 1, 2007, patrons are no longer required to be in good standing (per B&ECPL Circulation Policy) in order to use the Internet. In addition, the \$1 fee for short-term Internet privileges is discontinued. The combination of these factors has resulted in increased overall public computer usage.
<b>Audubon</b>	Closed early 12/18/2007 due to a roof leak. Closed 12/12/2008 due to winter storm.  Use of Envisionware PC Reservation System replaces use of PAC-Man Public Access Computer Statistics. Reports from Envisionware show an increase in the number of computer sessions because multiple sessions by the same user on the same day are counted individually while in PAC-Man, they were counted as one session. Envisionware reporting is more accurate.
<b>Cane</b>	(12/10/2007)
<b>West Seneca</b>	(12/13/2007)
<b>East Aurora</b>	(12/17/2007)