




## Registered Public Access Computer Sessions

 <b>Library</b>	April 2006			April 2005	Change	Year to Date 2006			YTD 2005	Change
	Adult Sessions	Juvenile Sessions	Total Sessions	Total Sessions		Adult Sessions	Juvenile Sessions	Total Sessions	Total Sessions	
Ewell (Alden)	91	20	111	97	14.4%	456	101	557	459	21.4%
<i>Amherst</i>										
Audubon	1,289	97	1,386	1,443	-4.0%	5,506	434	5,940	5,763	3.1%
Clearfield	759	34	793	840	-5.6%	2,871	176	3,047	3,251	-6.3%
Egbertsville-Snyder	268	7	275	298	-7.7%	1,046	40	1,086	1,080	0.6%
Williamsville	381	9	390	325	20.0%	1,404	42	1,446	1,271	13.8%
Angola	164	31	195	279	-30.1%	787	179	966	1,064	-9.2%
<i>Aurora</i>										
East Aurora	468	38	506	598	-15.4%	1,778	180	1,958	2,172	-9.9%
West Falls			0	37	-100.0%	0	0	0	134	-100.0%
Boston	71	31	102	123	-17.1%	356	96	452	358	26.3%
<i>Cheektowaga</i>										
Julia Boyer Reinstein	1,016	141	1,157	843	37.2%	4,360	713	5,073	3,354	51.3%
North			0	242	-100.0%	0	0	0	1,538	-100.0%
Reinstein Memorial	929	129	1,058	901	17.4%	3,819	518	4,337	3,361	29.0%
South			0	160	-100.0%	0	0	0	575	-100.0%
Clarence	595	155	750	547	37.1%	2,361	636	2,997	2,048	46.3%
Collins	156	85	241	283	-14.8%	700	562	1,262	1,133	11.4%
Concord	251	144	395	344	14.8%	951	359	1,310	1,434	-8.6%
Eden	82	16	98	139	-29.5%	385	55	440	509	-13.6%
Elma	167	54	221	275	-19.6%	678	217	895	1,018	-12.1%
Grand Island Memorial	258	50	308	321	-4.0%	1,261	147	1,408	1,386	1.6%
<i>Hamburg</i>										
Blasdell			0	201	-100.0%	0	0	0	816	-100.0%
Hamburg	871	119	990	758	30.6%	3,760	452	4,212	3,095	36.1%
Lake Shore	176	29	205	341	-39.9%	719	117	836	1,315	-36.4%
Lackawanna	372	70	442	568	-22.2%	1,481	235	1,716	2,105	-18.5%
<i>Lancaster</i>										
Depew			0	279	-100.0%	0	0	0	1,025	-100.0%
Lancaster	696	41	737	475	55.2%	2,824	144	2,968	1,881	57.8%
Marilla	98	46	144	117	23.1%	343	175	518	405	27.9%
Newstead (Akron)	248	78	326	422	-22.7%	1,169	475	1,644	1,534	7.2%
North Collins	76	30	106	102	3.9%	402	141	543	338	60.7%
Orchard Park	1,070	234	1,304	1,267	2.9%	4,161	937	5,098	4,483	13.7%
City of Tonawanda	335	62	397	491	-19.1%	1,369	168	1,537	1,857	-17.2%
<i>Town of Tonawanda</i>										
Brighton			0	317	-100.0%	0	0	0	1,203	-100.0%
Greenhaven			0	214	-100.0%	0	0	0	906	-100.0%
Kenilworth	333	149	482	402	19.9%	1,308	422	1,730	1,402	23.4%
Kenmore	1,179	109	1,288	802	60.6%	4,682	458	5,140	3,255	57.9%
Sheridan Parkside			0	245	-100.0%	0	0	0	876	-100.0%
West Seneca	1,010	53	1,063	1,358	-21.7%	4,510	291	4,801	4,945	-2.9%


## Registered Public Access Computer Sessions

 <b>Library</b>	April 2006			April 2005	Change	Year to Date 2006			YTD 2005	Change
	Adult Sessions	Juvenile Sessions	Total Sessions	Total Sessions		Adult Sessions	Juvenile Sessions	Total Sessions	Total Sessions	
<i>Buffalo</i>										
Cazenovia			0	541	-100.0%	0	0	0	1,826	-100.0%
Crane	964	31	995	779	27.7%	3,427	137	3,564	3,327	7.1%
Dudley	627	63	690	502	37.5%	2,497	259	2,756	1,976	39.5%
East Clinton	133	48	181	296	-38.9%	679	272	951	1,089	-12.7%
East Delavan	376	159	535	591	-9.5%	1,631	546	2,177	2,533	-14.1%
Fairfield			0	468	-100.0%	0	0	0	1,770	-100.0%
Fronczak			0	338	-100.0%	0	0	0	1,554	-100.0%
Kensington			0	308	-100.0%	0	0	0	1,501	-100.0%
King			0	98	-100.0%	0	0	0	410	-100.0%
Mead			0	204	-100.0%	0	0	0	753	-100.0%
Niagara	274	148	422	613	-31.2%	1,243	488	1,731	2,230	-22.4%
Merriweather	575	420	995	480	107.3%	1,500	818	2,318	1,729	34.1%
North Park	246	34	280	622	-55.0%	1,105	162	1,267	2,312	-45.2%
Northwest			0	540	-100.0%	0	0	0	2,114	-100.0%
Riverside	382	172	554	677	-18.2%	1,437	676	2,113	2,490	-15.1%
<i>Central</i>										
B S T	1,071	46	1,117	1,646	-32.1%	4,439	220	4,659	6,186	-24.7%
Children's	0	254	254	245	3.7%	2	955	957	892	7.3%
HSS	4,418	147	4,565	4,225	8.0%	18,724	673	19,397	15,226	27.4%
GRO	320	7	327	412	-20.6%	1,258	51	1,309	1,400	-6.5%
<b>System Total</b>	<b>22,795</b>	<b>3,590</b>	<b>26,385</b>	30,039	<b>-12.2%</b>	<b>93,389</b>	<b>13,727</b>	<b>107,116</b>	114,667	<b>-6.6%</b>
<b>Contract Library Total</b>	<b>13,409</b>	<b>2,061</b>	<b>15,470</b>	16,454	<b>-6.0%</b>	<b>55,447</b>	<b>8,470</b>	<b>63,917</b>	63,349	<b>0.9%</b>
<b>City Branch Total</b>	<b>3,577</b>	<b>1,075</b>	<b>4,652</b>	7,057	<b>-34.1%</b>	<b>13,519</b>	<b>3,358</b>	<b>16,877</b>	27,614	<b>-38.9%</b>
<b>Central Library</b>	<b>5,809</b>	<b>454</b>	<b>6,263</b>	6,528	<b>-4.1%</b>	<b>24,423</b>	<b>1,899</b>	<b>26,322</b>	23,704	<b>11.0%</b>

## Registered Public Access Computer Sessions

 <b>Library</b>		<b>April 2006</b>	<b>Year to Date 2006</b>
	<b>Number of PACs</b>	<b>Sessions/PAC</b>	<b>Sessions/PAC</b>
Ewell (Alden)	3	37.0	185.7
<i>Amherst</i>			
Audubon	9	154.0	660.0
Clearfield	7	113.3	435.3
Egbertsville-Snyder	3	91.7	362.0
Williamsville	4	97.5	361.5
Angola	6	32.5	161.0
<i>Aurora</i>			
East Aurora	8	63.3	244.8
West Falls	0		
Boston	3	34.0	150.7
<i>Cheektowaga</i>			
Julia Boyer Reinstein	16	72.3	317.1
North	0		
Reinstein Memorial	16	66.1	271.1
South	0		
Clarence	12	62.5	249.8
Collins	8	30.1	157.8
Concord	8	49.4	163.8
Eden	4	24.5	110.0
Elma	6	36.8	149.2
Grand Island Memorial	9	34.2	156.4
<i>Hamburg</i>			
Blasdell	0		
Hamburg	10	99.0	421.2
Lake Shore	6	34.2	139.3
Lackawanna	8	55.3	214.5
<i>Lancaster</i>			
Depew	0		
Lancaster	13	56.7	228.3
Marilla	5	28.8	103.6
Newstead (Akron)	8	40.8	205.5
North Collins	6	17.7	90.5
Orchard Park	11	118.5	463.5
City of Tonawanda	4	99.3	384.3
<i>Town of Tonawanda</i>			
Brighton	0		
Greenhaven	0		
Kenilworth	8	60.3	216.3
Kenmore	8	161.0	642.5
Sheridan Parkside	0		
West Seneca	13	81.8	369.3

## Registered Public Access Computer Sessions

 <b>Library</b>		<b>April 2006</b>	<b>Year to Date 2006</b>
	<b>Number of PACs</b>	<b>Sessions/PAC</b>	<b>Sessions/PAC</b>
<i>Buffalo</i>			
Cazenovia	0		
Crane	11	90.5	324.0
Dudley	9	76.7	306.2
East Clinton	8	22.6	118.9
East Delavan	18	29.7	120.9
Fairfield	0		
Fronczak	0		
Kensington	0		
King	0		
Mead	0		
Niagara	9	46.9	192.3
Merriweather	5	199.0	463.6
North Park	12	23.3	105.6
Northwest	0		
Riverside	12	46.2	176.1
<i>Central</i>			
B S T	23	48.6	202.6
Children's	6	42.3	159.5
HSS	46	99.2	421.7
GRO	6	54.5	218.2
<b>System Total</b>	<b>387</b>	<b>68.2</b>	<b>276.8</b>
<b>Contract Library Total</b>	<b>222</b>	<b>69.7</b>	<b>287.9</b>
<b>City Branch Total</b>	<b>84</b>	<b>55.4</b>	<b>200.9</b>
<b>Central Library</b>	<b>81</b>	<b>77.3</b>	<b>325.0</b>
PAC = Public Access Computer			



## Public Access Computer Statistics Footnotes 2005

*Youth Resource Center computers were added to all locations during Fall 2001. These computers do **not** require registration before use and are not tracked in these statistics. Therefore, juvenile computer use statistics are underreported.*

### 2006

- System-Wide:** Many units have an increased number of public access workstations due to reallocation of equipment from permanently closed libraries.
- Several libraries reduced operating hours in 2006 due to budget cutbacks. These reductions are in addition to service hour reductions that occurred in January 2005. Fewer service hours affected public computer use at many libraries.**
- Central:** BS&T, HSS & Children's are closed on Fridays (begun in Nov. 2005) for a reduction of 24 hrs. per week. In addition, BS&T has a later opening (also begun in Nov. 2005, 10am rather than 8:30, (GRO and Children's instituted those opening hours in Jan. 2005), for an additional reduction of 9 hrs. per week in BS&T.
- City Branches:** The eight remaining branches cumulatively are open 205 fewer hours than in than in 2005.
- Alden (Ewell) Free:** Open hours reduced by 3 hours per week.
- Amherst Libraires:** Increased open hours by 14 over 2005 due to additional funding provided by the Town of Amherst.
- Aurora Town Library:** Open hours reduced by 14 hours per week, primarily due to the closing of the West Falls Library.
- Boston Free Library:** Open hours reduced by 5 hours per week.
- Cheektowaga Libs.:** Open hours reduced by 29 hours per week.
- Collins Public:** Open hours reduced by 5 hours per week.
- Concord Library:** Open hours reduced by 3 hours per week.  
Delayed opening on 2/17/06 until noon due to inclement weather, lost 2 service hours.
- Eden Library:** Open hours reduced by 5 hours per week.  
Closed 2 hours early on 3/9/2006.
- Elma Public:** Open hours reduced by 8 hours per week.
- Hamburg Libraries:** Open hours reduced by 23 hours per week.
- Lackawanna Pub:** Open hours reduced by 12 hours per week.
- Lancaster Public:** Open hours reduced by 4 hours per week.
- Marilla:** Operated for most of the day without electricity on 1/18/2006 due to a power outage.
- North Collins Pub.:** Open hours reduced by 3 hours per week.
- North Jefferson Br.:** Permanently closed as of 3/24/2006. North Jefferson will be replaced by the new Frank E. Merriweather Library beginning 4/1/2006.
- Orchard Park:** Closed for repairs on 4/26/2006.
- Tonawanda City:** Open hours reduced by 6 hours per week.

Tonawanda Town: Open hours reduced by 57 hours per week.

**2005**

**System-Wide:** Many libraries reduced service hours beginning in January 2005 due to budget reductions. Refer to the January or December 2005 public access computing reports for details on each library affected.