




PUBLIC ACCESS COMPUTER STATISTICS

November 2005


Executive Summary

Registered Sessions	<i>Nov. 2005</i>	<i>Nov. 2004</i>		<i>Jan-Nov 2005</i>	<i>Jan-Nov 2004</i>	
Contract Libraries	14,014	17,968	-22.0%	179,903	198,519	-9.4%
City Branches	4,968	8,021	-38.1%	74,005	93,887	-21.2%
Central Library	5,810	5,472	6.2%	68,279	65,653	4.0%
System Total	24,792	31,461	-21.2%	322,187	358,059	-10.0%
Sessions/PAC*	<i>Nov. 2005</i>			<i>Jan-Nov 2005</i>		
Contract Libraries	62			799.6		
City Branches	35			521.2		
Central Library	109.6			1,288.3		
System	59.0			767.1		
*PAC = Public Access Computer						


Registered Public Access Computer Sessions

 Library	November 2005			Nov 2004		Jan - Nov 2005			Jan - Nov 2004	
	Adult Sessions	Juvenile Sessions	Total Sessions	Total Sessions	Change	Adult Sessions	Juvenile Sessions	Total Sessions	Total Sessions	Change
Ewell (Alden)	92	44	136	101	34.7%	1,379	264	1,643	1,407	16.8%
<i>Amherst</i>										
Audubon	1,349	69	1,418	1,398	1.4%	15,060	958	16,018	15,972	0.3%
Clearfield	579	54	633	1,018	-37.8%	7,777	736	8,513	10,578	-19.5%
Egbertsville-Snyder	219	9	228	326	-30.1%	2,852	100	2,952	3,788	-22.1%
Williamsville	326	1	327	401	-18.5%	3,591	71	3,662	4,239	-13.6%
Angola	180	32	212	294	-27.9%	2,533	635	3,168	3,173	-0.2%
<i>Aurora</i>										
East Aurora	384	60	444	524	-15.3%	5,281	416	5,697	5,371	6.1%
West Falls			0	28	-100.0%	301	29	330	293	12.6%
Boston	75	21	96	106	-9.4%	968	293	1,261	801	57.4%
<i>Cheektowaga</i>										
Julia Boyer Reinstein	787	144	931	974	-4.4%	8,809	830	9,639	10,335	-6.7%
North			0	288	-100.0%	2,298	463	2,761	3,494	-21.0%
Reinstein Memorial	775	80	855	1,014	-15.7%	8,961	745	9,706	10,601	-8.4%
South			0	223	-100.0%	1,242	140	1,382	2,153	-35.8%
Clarence	445	61	506	530	-4.5%	5,507	770	6,277	5,658	10.9%
Collins	189	123	312	293	6.5%	1,959	1,856	3,815	2,914	30.9%
Concord	268	65	333	345	-3.5%	3,277	813	4,090	3,880	5.4%
Eden	65	22	87	137	-36.5%	1,279	340	1,619	1,606	0.8%
Elma	208	53	261	331	-21.1%	2,519	600	3,119	3,024	3.1%
Grand Island Memorial	279	48	327	391	-16.4%	3,586	559	4,145	5,082	-18.4%
<i>Hamburg</i>										
Blasdell	123	13	136	308	-55.8%	1,858	324	2,182	3,362	-35.1%
Hamburg	617	76	693	1,170	-40.8%	8,320	889	9,209	15,184	-39.4%
Lake Shore	201	41	242	361	-33.0%	2,967	418	3,385	4,386	-22.8%
Lackawanna	400	91	491	460	6.7%	4,782	934	5,716	5,078	12.6%
<i>Lancaster</i>										
Depew	176	8	184	330	-44.2%	2,694	137	2,831	3,287	-13.9%
Lancaster	360	36	396	567	-30.2%	4,922	447	5,369	7,258	-26.0%
Marilla	72	48	120	88	36.4%	938	525	1,463	1,021	43.3%
Newstead (Akron)	254	177	431	480	-10.2%	3,350	1,778	5,128	4,530	13.2%
North Collins	80	56	136	92	47.8%	812	409	1,221	1,426	-14.4%
Orchard Park	892	253	1,145	1,011	13.3%	11,183	2,631	13,814	11,834	16.7%
City of Tonawanda	329	27	356	457	-22.1%	4,324	666	4,990	5,649	-11.7%
<i>Town of Tonawanda</i>										
Brighton			0	356	-100.0%	2,593	355	2,948	4,082	-27.8%
Greenhaven			0	362	-100.0%	1,873	82	1,955	4,162	-53.0%
Kenilworth	235	37	272	405	-32.8%	3,433	651	4,084	4,308	-5.2%
Kenmore	894	88	982	1,538	-36.2%	8,757	915	9,672	15,209	-36.4%
Sheridan Parkside	106	34	140	185	-24.3%	1,688	667	2,355	2,467	-4.5%
West Seneca	1,098	86	1,184	1,076	10.0%	12,576	1,208	13,784	10,907	26.4%


Registered Public Access Computer Sessions

 Library	November 2005			Nov 2004	Change	Jan - Nov 2005			Jan - Nov 2004	Change
	Adult Sessions	Juvenile Sessions	Total Sessions	Total Sessions		Adult Sessions	Juvenile Sessions	Total Sessions	Total Sessions	
<i>Buffalo</i>										
Cazenovia	173	3	176	391	-55.0%	4,171	636	4,807	4,717	1.9%
Crane	703	28	731	1,080	-32.3%	9,005	302	9,307	12,660	-26.5%
Dudley	391	42	433	543	-20.3%	4,701	663	5,364	6,128	-12.5%
East Clinton	295	53	348	250	39.2%	2,619	821	3,440	3,301	4.2%
East Delavan	584	189	773	1,059	-27.0%	5,314	1,876	7,190	10,554	-31.9%
Fairfield			0	415	-100.0%	3,111	618	3,729	5,948	-37.3%
Fronczak	195	93	288	542	-46.9%	2,417	1,376	3,793	6,807	-44.3%
Kensington	89	34	123	543	-77.3%	2,624	1,213	3,837	7,221	-46.9%
King	75	10	85	74	14.9%	1,135	222	1,357	1,034	31.2%
Mead			0	140	-100.0%	1,246	648	1,894	1,817	4.2%
Niagara	375	91	466	697	-33.1%	4,480	1,596	6,076	8,202	-25.9%
North Jefferson	282	91	373	406	-8.1%	3,369	1,751	5,120	4,416	15.9%
North Park	508	69	577	660	-12.6%	5,564	894	6,458	7,714	-16.3%
Northwest	128	51	179	599	-70.1%	4,009	1,339	5,348	6,870	-22.2%
Riverside	281	135	416	622	-33.1%	4,255	2,030	6,285	6,498	-3.3%
<i>Central</i>										
B S T	1,085	55	1,140	1,292	-11.8%	16,220	528	16,748	14,286	17.2%
Children's	0	146	146	206	-29.1%	11	2,810	2,821	3,276	-13.9%
HSS	4,087	107	4,194	2,781	50.8%	43,410	1,240	44,650	27,647	61.5%
Popular Materials			0	895	-100.0%	4	0	4	17,397	-100.0%
GRO	322	8	330	298	10.7%	3,918	138	4,056	3,047	33.1%
System Total	21,630	3,162	24,792	31,461	-21.2%	277,832	44,355	322,187	358,059	-10.0%
Contract Library Total	12,057	1,957	14,014	17,968	-22.0%	156,249	23,654	179,903	198,519	-9.4%
City Branch Total	4,079	889	4,968	8,021	-38.1%	58,020	15,985	74,005	93,887	-21.2%
Central Library	5,494	316	5,810	5,472	6.2%	63,563	4,716	68,279	65,653	4.0%

Registered Public Access Computer Sessions

 Library	November 2005		Jan - Nov 2005
	Number of PACs	Sessions/PAC	Sessions/PAC
Ewell (Alden)	4	34.0	410.8
<i>Amherst</i>			
Audubon	9	157.6	1,779.8
Clearfield	7	90.4	1,216.1
Eggertsville-Snyder	4	57.0	738.0
Williamsville	4	81.8	915.5
Angola	6	35.3	528.0
<i>Aurora</i>			
East Aurora	6	74.0	949.5
West Falls	3	0.0	110.0
Boston	3	32.0	420.3
<i>Cheektowaga</i>			
Julia Boyer Reinstein	9	103.4	1,071.0
North	3	0.0	920.3
Reinstein Memorial	6	142.5	1,617.7
South	3	0.0	460.7
Clarence	10	50.6	627.7
Collins	8	39.0	476.9
Concord	7	47.6	584.3
Eden	4	21.8	404.8
Elma	7	37.3	445.6
Grand Island Memorial	7	46.7	592.1
<i>Hamburg</i>			
Blasdell	3	45.3	727.3
Hamburg	8	86.6	1,151.1
Lake Shore	5	48.4	677.0
Lackawanna	8	61.4	714.5
<i>Lancaster</i>			
Depew	5	36.8	566.2
Lancaster	8	49.5	671.1
Marilla	4	30.0	365.8
Newstead (Akron)	7	61.6	732.6
North Collins	6	22.7	203.5
Orchard Park	10	114.5	1,381.4
City of Tonawanda	6	59.3	831.7
<i>Town of Tonawanda</i>			
Brighton	6	0.0	491.3
Greenhaven	5	0.0	391.0
Kenilworth	6	45.3	680.7
Kenmore	11	89.3	879.3
Sheridan Parkside	6	23.3	392.5
West Seneca	11	107.6	1,253.1

Registered Public Access Computer Sessions

 Library	November 2005		Jan - Nov 2005
	Number of PACs	Sessions/PAC	Sessions/PAC
<i>Buffalo</i>			
Cazenovia	7	25.1	686.7
Crane	11	66.5	846.1
Dudley	9	48.1	596.0
East Clinton	9	38.7	382.2
East Delavan	19	40.7	378.4
Fairfield	7	0.0	532.7
Fronczak	11	26.2	344.8
Kensington	9	13.7	426.3
King	7	12.1	193.9
Mead	9	0.0	210.4
Niagara	9	51.8	675.1
North Jefferson	5	74.6	1,024.0
North Park	11	52.5	587.1
Northwest	7	25.6	764.0
Riverside	12	34.7	523.8
<i>Central</i>			
B S T	10	114.0	1,674.8
Children's	6	24.3	470.2
HSS	15	279.6	2,976.7
Popular Materials	16	0.0	0.3
GRO	6	55.0	676.0
System Total	420	59.0	767.1
Contract Library Total	225	62.3	799.6
City Branch Total	142	35.0	521.2
Central Library	53	109.6	1,288.3
PAC = Public Access Computer			



Public Access Computer Statistics Footnotes 2005

*Youth Resource Center computers were added to all locations during Fall 2001.
These computers do **not** require registration before use and are not tracked in these statistics.
Therefore, juvenile computer use statistics are underreported.*

2005

System: Many units have new or reduced hours in 2005 because of the reduced budget.

King Branch: Discontinued circulation of materials on November 18, 2005 in preparation for closing on December 16, 2005.

Fronczak Branch: Discontinued circulation of materials on November 16, 2005 in preparation for closing on December 16th.

Northwest Branch: Permanently closed as of November 18, 2005.

Kensington Branch: Permanently closed as of November 18, 2005.

Cazenovia Branch: Permanently closed as of November 18, 2005.

Angola: Closed early on November 17, 2005 due to weather conditions.

Blasdell: Closed on November 17, 2005 due to weather conditions.

Elma: Weather related travel-ban in Elma contributed to low patron turn-out on November 17, 2005.

Lakeshore: Closed on November 17, 2005 due to weather conditions.

City of Tonawanda: Closed on November 7, 2005 due to a power outage.

North Cheektowaga: Permanently closed as of November 1, 2005.

Tonawanda (Town): Brighton Branch permanently closed as of November 1, 2005.

Fairfield Branch: Permanently closed as of October 14, 2005.

Mead Branch: Permanently closed as of October 14, 2005.

West Falls: Permanently closed as of October 12, 2005.

Reinstein: Closed early on October 5, 2005 due to a power outage.

South Cheektowaga: Permanently closed as of October 1, 2005.

Tonawanda (Town): Greenhaven Branch permanently closed as of October 1, 2005.

Grand Island: Phone lines were down from September 17-20, 2005, no public Internet access.

Boston: Closed 6:30-8:30 on July 26, 2005 due to a power outage.

Central: All PAC workstations were removed from Popular Materials in mid-December 2004 and relocated to BST & HSS.

Depew: Closed on May 16, 2005 due to system failure.

East Delavan: Closed on August 31, 2005 due to a power outage.

Elma: March 28-May 25, Main entrance closed for repairs, disrupting accessibility to the library and meeting room.

Fairfield: Closed early July 12, 2005 (4:30pm), July 13, 2005 (3pm), July 14, 2005 (4pm), July 26, 2005 (5pm).

Orchard Park: Closed on July 11, 2005 due to a power outage.

South Cheektowaga: Closed on June 10, 2005 due to a power outage.

Tonawanda (Town): Brighton was closed on July 28, 2005 due to a water main break.



2004

A clarification of the definition of "Public Access Computers" has resulted in a change in the Number of PAC's at some units.

Spectacular increases at many units due to faster internet connections, better computers, & gaming. Budget uncertainty may have had either a positive or negative impact depending on the unit.

Amherst: Eggertsville Jan. 8 there were no sign-ups, all computers were down.
Amherst: Williamsville 4/13/04 sign-in sheet is missing and not included in the totals.
Aurora: West Falls is conducting computer classes.
Boston: Several patrons have purchased their own computers.
Central: Six PAC workstations were moved from POP MAT to BST & HSS in June.
Central: Three PAC's were moved from POP MAT to HSS on Dec 7. Four became CAT. only.
Cheektowaga: North continues to experience overflow from JBR.
Dudley: NO computer use on Friday, May 28 due to the system shut down.
Eden: Online school assignments continue to increase.
East Clinton: Computers were down 6/24 (8 hrs.) & 6/26 (6 hrs.)
East Delavan: All computers were down on May 20th from 3:00 PM - 8:00 PM due to a line problem.
Elma: Conducting classes and overflow from JBR continues.
Fairfield: Increased usage on Wednesdays when most branches are closed.
Fronczak: System was down on 4/23 (1:40-6 PM) and 4/24 from (10-2:00).
Grand Island: Local amusement park had fewer temporary workers.
Hamburg: Conducting classes.
Mead: Change of hours and neighborhood activities had a negative impact.
North Collins: Sessions are fewer but longer.
Tonawanda (Town): Brighton no apparent explanation for increase.
Tonawanda (Town): Sheridan Parkside reports possible overflow from Kenmore.