




PUBLIC ACCESS COMPUTER STATISTICS

December 2005


Executive Summary

Registered Sessions	<i>Dec. 2005</i>	<i>Dec. 2004</i>		<i>Jan-Dec 2005</i>	<i>Jan-Dec 2004</i>	
Contract Libraries	12,825	15,913	-19.4%	192,728	214,432	-10.1%
City Branches	4,025	7,465	-46.1%	78,030	101,352	-23.0%
Central Library	5,836	4,915	18.7%	74,115	70,568	5.0%
System Total	22,686	28,293	-19.8%	344,873	386,352	-10.7%
Sessions/PAC*	<i>Dec. 2005</i>			<i>Jan-Dec 2005</i>		
Contract Libraries	57			856.6		
City Branches	28			549.5		
Central Library	110.1			1,398.4		
System	54.0			821.1		
*PAC = Public Access Computer						


Registered Public Access Computer Sessions

 Library	December 2005			Dec 2004	Change	Jan - Dec 2005			Jan - Dec 2004	Change
	Adult Sessions	Juvenile Sessions	Total Sessions	Total Sessions		Adult Sessions	Juvenile Sessions	Total Sessions	Total Sessions	
Ewell (Alden)	106	31	137	95	44.2%	1,485	295	1,780	1,502	18.5%
<i>Amherst</i>										
Audubon	1,220	56	1,276	1,289	-1.0%	16,280	1,014	17,294	17,261	0.2%
Clearfield	532	35	567	857	-33.8%	8,309	771	9,080	11,435	-20.6%
Egbertsville-Snyder	237	5	242	348	-30.5%	3,089	105	3,194	4,136	-22.8%
Williamsville	266	3	269	371	-27.5%	3,857	74	3,931	4,610	-14.7%
Angola	227	53	280	261	7.3%	2,760	688	3,448	3,434	0.4%
<i>Aurora</i>										
East Aurora	373	45	418	511	-18.2%	5,654	461	6,115	5,882	4.0%
West Falls			0	12	-100.0%	301	29	330	305	8.2%
Boston	77	15	92	66	39.4%	1,045	308	1,353	867	56.1%
<i>Cheektowaga</i>										
Julia Boyer Reinstein	774	163	937	876	7.0%	9,583	993	10,576	11,211	-5.7%
North			0	229	-100.0%	2,298	463	2,761	3,723	-25.8%
Reinstein Memorial	673	63	736	892	-17.5%	9,634	808	10,442	11,493	-9.1%
South			0	161	-100.0%	1,242	140	1,382	2,314	-40.3%
Clarence	448	132	580	466	24.5%	5,955	902	6,857	6,124	12.0%
Collins	153	92	245	193	26.9%	2,112	1,948	4,060	3,107	30.7%
Concord	210	52	262	359	-27.0%	3,487	865	4,352	4,239	2.7%
Eden	58	12	70	94	-25.5%	1,337	352	1,689	1,700	-0.6%
Elma	164	26	190	234	-18.8%	2,683	626	3,309	3,258	1.6%
Grand Island Memorial	257	34	291	315	-7.6%	3,843	593	4,436	5,397	-17.8%
<i>Hamburg</i>										
Blasdell			0	270	-100.0%	1,858	324	2,182	3,632	-39.9%
Hamburg	661	66	727	1,135	-35.9%	8,981	955	9,936	16,319	-39.1%
Lake Shore	252	46	298	418	-28.7%	3,219	464	3,683	4,804	-23.3%
Lackawanna	426	54	480	422	13.7%	5,208	988	6,196	5,500	12.7%
<i>Lancaster</i>										
Depew	103	6	109	251	-56.6%	2,797	143	2,940	3,538	-16.9%
Lancaster	369	20	389	511	-23.9%	5,291	467	5,758	7,769	-25.9%
Marilla	58	55	113	84	34.5%	996	580	1,576	1,105	42.6%
Newstead (Akron)	238	118	356	372	-4.3%	3,588	1,896	5,484	4,902	11.9%
North Collins	46	25	71	84	-15.5%	858	434	1,292	1,510	-14.4%
Orchard Park	856	190	1,046	845	23.8%	12,039	2,821	14,860	12,679	17.2%
City of Tonawanda	327	48	375	419	-10.5%	4,651	714	5,365	6,068	-11.6%
<i>Town of Tonawanda</i>										
Brighton			0	312	-100.0%	2,593	355	2,948	4,394	-32.9%
Greenhaven			0	314	-100.0%	1,873	82	1,955	4,476	-56.3%
Kenilworth	261	47	308	348	-11.5%	3,694	698	4,392	4,656	-5.7%
Kenmore	730	72	802	1,325	-39.5%	9,487	987	10,474	16,534	-36.7%
Sheridan Parkside	46	13	59	191	-69.1%	1,734	680	2,414	2,658	-9.2%
West Seneca	1,044	56	1,100	983	11.9%	13,620	1,264	14,884	11,890	25.2%


Registered Public Access Computer Sessions

 Library	December 2005			Dec 2004	Change	Jan - Dec 2005			Jan - Dec 2004	Change
	Adult Sessions	Juvenile Sessions	Total Sessions	Total Sessions		Adult Sessions	Juvenile Sessions	Total Sessions	Total Sessions	
<i>Buffalo</i>										
Cazenovia			0	336	-100.0%	4,171	636	4,807	5,053	-4.9%
Crane	607	24	631	938	-32.7%	9,612	326	9,938	13,598	-26.9%
Dudley	402	52	454	439	3.4%	5,103	715	5,818	6,567	-11.4%
East Clinton	253	55	308	220	40.0%	2,872	876	3,748	3,521	6.4%
East Delavan	446	157	603	1,043	-42.2%	5,760	2,033	7,793	11,597	-32.8%
Fairfield			0	442	-100.0%	3,111	618	3,729	6,390	-41.6%
Fronczak	58	26	84	576	-85.4%	2,475	1,402	3,877	7,383	-47.5%
Kensington			0	535	-100.0%	2,624	1,213	3,837	7,756	-50.5%
King	43	9	52	70	-25.7%	1,178	231	1,409	1,104	27.6%
Mead			0	119	-100.0%	1,246	648	1,894	1,936	-2.2%
Niagara	362	100	462	605	-23.6%	4,842	1,696	6,538	8,807	-25.8%
North Jefferson	317	179	496	295	68.1%	3,686	1,930	5,616	4,711	19.2%
North Park	418	98	516	609	-15.3%	5,982	992	6,974	8,323	-16.2%
Northwest			0	613	-100.0%	4,009	1,339	5,348	7,483	-28.5%
Riverside	265	154	419	625	-33.0%	4,520	2,184	6,704	7,123	-5.9%
<i>Central</i>										
B S T	935	51	986	1,187	-16.9%	17,155	579	17,734	15,473	14.6%
Children's	2	182	184	172	7.0%	13	2,992	3,005	3,448	-12.8%
HSS	4,224	165	4,389	3,089	42.1%	47,634	1,405	49,039	30,736	59.5%
Popular Materials			0	182	-100.0%	4	0	4	17,579	-100.0%
GRO	273	4	277	285	-2.8%	4,191	142	4,333	3,332	30.0%
System Total	19,797	2,889	22,686	28,293	-19.8%	297,629	47,244	344,873	386,352	-10.7%
Contract Library Total	11,192	1,633	12,825	15,913	-19.4%	167,441	25,287	192,728	214,432	-10.1%
City Branch Total	3,171	854	4,025	7,465	-46.1%	61,191	16,839	78,030	101,352	-23.0%
Central Library	5,434	402	5,836	4,915	18.7%	68,997	5,118	74,115	70,568	5.0%

Registered Public Access Computer Sessions

 Library	December 2005		Jan - Dec 2005
	Number of PACs	Sessions/PAC	Sessions/PAC
Ewell (Alden)	4	34.3	445.0
<i>Amherst</i>			
Audubon	9	141.8	1,921.6
Clearfield	7	81.0	1,297.1
Egbertsville-Snyder	4	60.5	798.5
Williamsville	4	67.3	982.8
Angola	6	46.7	574.7
<i>Aurora</i>			
East Aurora	6	69.7	1,019.2
West Falls	3	0.0	110.0
Boston	3	30.7	451.0
<i>Cheektowaga</i>			
Julia Boyer Reinstein	9	104.1	1,175.1
North	3	0.0	920.3
Reinstein Memorial	6	122.7	1,740.3
South	3	0.0	460.7
Clarence	10	58.0	685.7
Collins	8	30.6	507.5
Concord	7	37.4	621.7
Eden	4	17.5	422.3
Elma	7	27.1	472.7
Grand Island Memorial	7	41.6	633.7
<i>Hamburg</i>			
Blasdell	3	0.0	727.3
Hamburg	8	90.9	1,242.0
Lake Shore	5	59.6	736.6
Lackawanna	8	60.0	774.5
<i>Lancaster</i>			
Depew	5	21.8	588.0
Lancaster	8	48.6	719.8
Marilla	4	28.3	394.0
Newstead (Akron)	7	50.9	783.4
North Collins	6	11.8	215.3
Orchard Park	10	104.6	1,486.0
City of Tonawanda	6	62.5	894.2
<i>Town of Tonawanda</i>			
Brighton	6	0.0	491.3
Greenhaven	5	0.0	391.0
Kenilworth	6	51.3	732.0
Kenmore	11	72.9	952.2
Sheridan Parkside	6	9.8	402.3
West Seneca	11	100.0	1,353.1

Registered Public Access Computer Sessions

 Library	December 2005		Jan - Dec 2005
	Number of PACs	Sessions/PAC	Sessions/PAC
<i>Buffalo</i>			
Cazenovia	7	0.0	686.7
Crane	11	57.4	903.5
Dudley	9	50.4	646.4
East Clinton	9	34.2	416.4
East Delavan	19	31.7	410.2
Fairfield	7	0.0	532.7
Fronczak	11	7.6	352.5
Kensington	9	0.0	426.3
King	7	7.4	201.3
Mead	9	0.0	210.4
Niagara	9	51.3	726.4
North Jefferson	5	99.2	1,123.2
North Park	11	46.9	634.0
Northwest	7	0.0	764.0
Riverside	12	34.9	558.7
<i>Central</i>			
B S T	10	98.6	1,773.4
Children's	6	30.7	500.8
HSS	15	292.6	3,269.3
Popular Materials	16	0.0	0.3
GRO	6	46.2	722.2
System Total	420	54.0	821.1
Contract Library Total	225	57.0	856.6
City Branch Total	142	28.3	549.5
Central Library	53	110.1	1,398.4
PAC = Public Access Computer			



Public Access Computer Statistics Footnotes 2005

*Youth Resource Center computers were added to all locations during Fall 2001.
These computers do **not** require registration before use and are not tracked in these statistics.
Therefore, juvenile computer use statistics are underreported.*

2005

- System:** Many units have new or reduced hours in 2005 because of the reduced budget.
- Parkside Village: Permanently closed as of December 24, 2005.
- Depew: Permanently closed as of December 17, 2005.
- King Branch: Permanently closed as of December 16, 2005.
- Fronczak Branch: Permanently closed as of December 16, 2005.
- Marilla: Closed 2 hours early on December 15, 2005 due to excessive ice on walkways and in lot.
- King Branch: Discontinued circulation of materials on November 18, 2005 in preparation for closing on December 16, 2005.
- Fronczak Branch: Discontinued circulation of materials on November 16, 2005 in preparation for closing on December 16th.
- Northwest Branch: Permanently closed as of November 18, 2005.
- Kensington Branch: Permanently closed as of November 18, 2005.
- Cazenovia Branch: Permanently closed as of November 18, 2005.
- Angola: Closed early on November 17, 2005 due to weather conditions.
- Blasdell: Closed on November 17, 2005 due to weather conditions.
- Elma: Weather related travel-ban in Elma contributed to low patron turn-out on November 17, 2005.
- Lakeshore: Closed on November 17, 2005 due to weather conditions.
- Central: Beginning November 4, 2005, BS&T, Children's Room and Grosvenor Room are closed all day on Fridays. These departments also instituted later opening hours (10am).
- City of Tonawanda: Closed on November 7, 2005 due to a power outage.
- North Cheektowaga: Permanently closed as of November 1, 2005.
- Tonawanda (Town): Brighton Branch permanently closed as of November 1, 2005.
- Fairfield Branch: Permanently closed as of October 14, 2005.
- Mead Branch: Permanently closed as of October 14, 2005.
- West Falls: Permanently closed as of October 12, 2005.
- Reinstein: Closed early on October 5, 2005 due to a power outage.
- South Cheektowaga: Permanently closed as of October 1, 2005.
- Tonawanda (Town): Greenhaven Branch permanently closed as of October 1, 2005.
- Grand Island: Phone lines were down from September 17-20, 2005, no public Internet access.
- Boston: Closed 6:30-8:30 on July 26, 2005 due to a power outage.
- Central: All PAC workstations were removed from Popular Materials in mid-December 2004 and relocated to BST & HSS.
- Depew: Closed on May 16, 2005 due to system failure.
- East Delavan: Closed on August 31, 2005 due to a power outage.
- Elma: March 28-May 25, Main entrance closed for repairs, disrupting accessibility to the library and meeting room.



Fairfield: Closed early July 12, 2005 (4:30pm), July 13, 2005 (3pm), July 14, 2005 (4pm), July 26, 2005 (5pm).
Orchard Park: Closed on July 11, 2005 due to a power outage.
South Cheektowaga: Closed on June 10, 2005 due to a power outage.
Tonawanda (Town): Brighton was closed on July 28, 2005 due to a water main break.

2004

A clarification of the definition of "Public Access Computers" has resulted in a change in the Number of PAC's at some units.

Spectacular increases at many units due to faster internet connections, better computers, & gaming. Budget uncertainty may have had either a positive or negative impact depending on the unit.

Amherst: Eggertsville Jan. 8 there were no sign-ups, all computers were down.
Amherst: Williamsville 4/13/04 sign-in sheet is missing and not included in the totals.
Aurora: West Falls is conducting computer classes.
Boston: Several patrons have purchased their own computers.
Central: Six PAC workstations were moved from POP MAT to BST & HSS in June.
Central: Three PAC's were moved from POP MAT to HSS on Dec 7. Four became CAT. only.
Cheektowaga: North continues to experience overflow from JBR.
Dudley: NO computer use on Friday, May 28 due to the system shut down.
Eden: Online school assignments continue to increase.
East Clinton: Computers were down 6/24 (8 hrs.) & 6/26 (6 hrs.)
East Delavan: All computers were down on May 20th from 3:00 PM - 8:00 PM due to a line problem.
Elma: Conducting classes and overflow from JBR continues.
Fairfield: Increased usage on Wednesdays when most branches are closed.
Fronczak: System was down on 4/23 (1:40-6 PM) and 4/24 from (10-2:00).
Grand Island: Local amusement park had fewer temporary workers.
Hamburg: Conducting classes.
Mead: Change of hours and neighborhood activities had a negative impact.
North Collins: Sessions are fewer but longer.
Tonawanda (Town): Brighton no apparent explanation for increase.
Tonawanda (Town): Sheridan Parkside reports possible overflow from Kenmore.