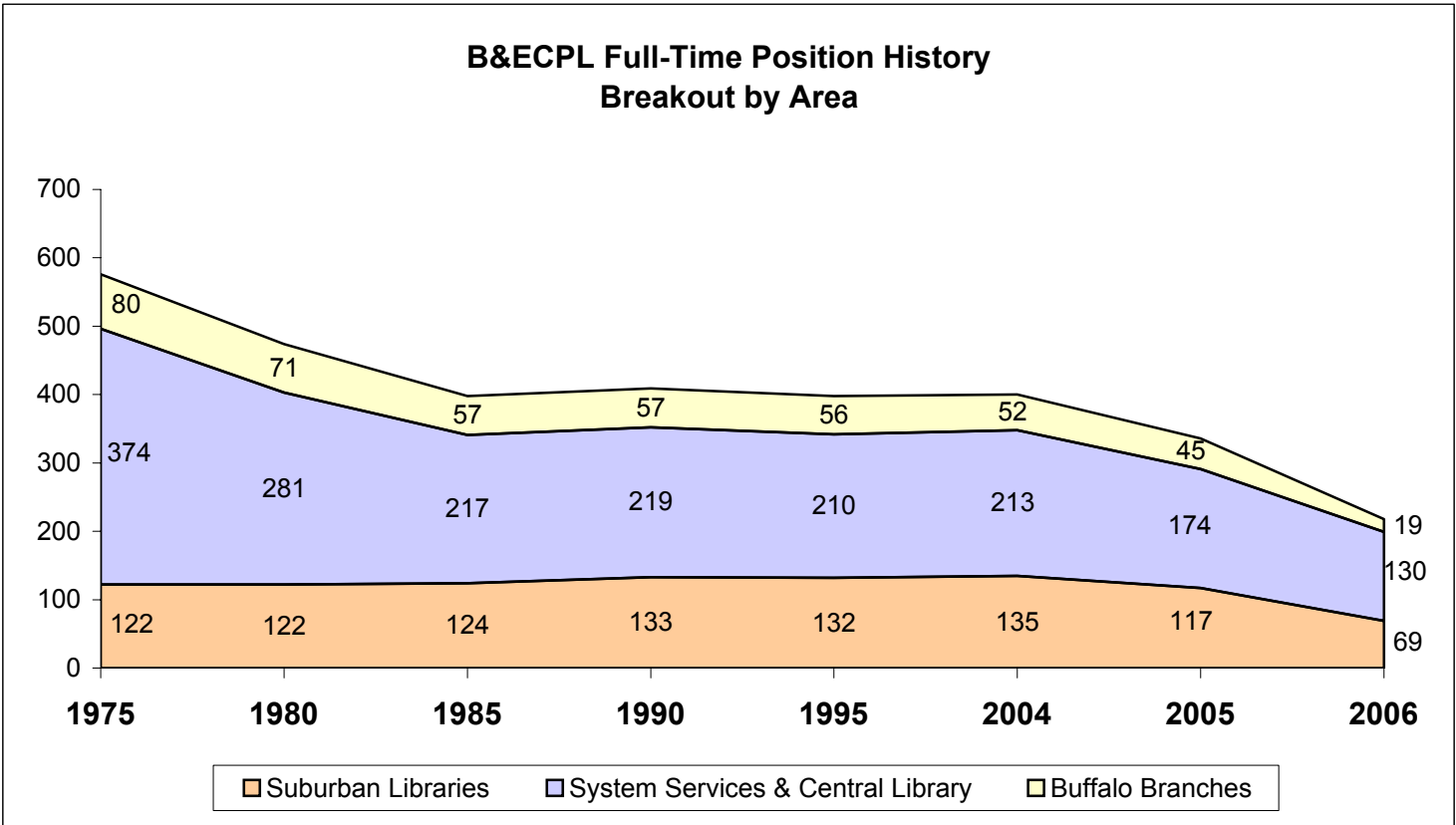
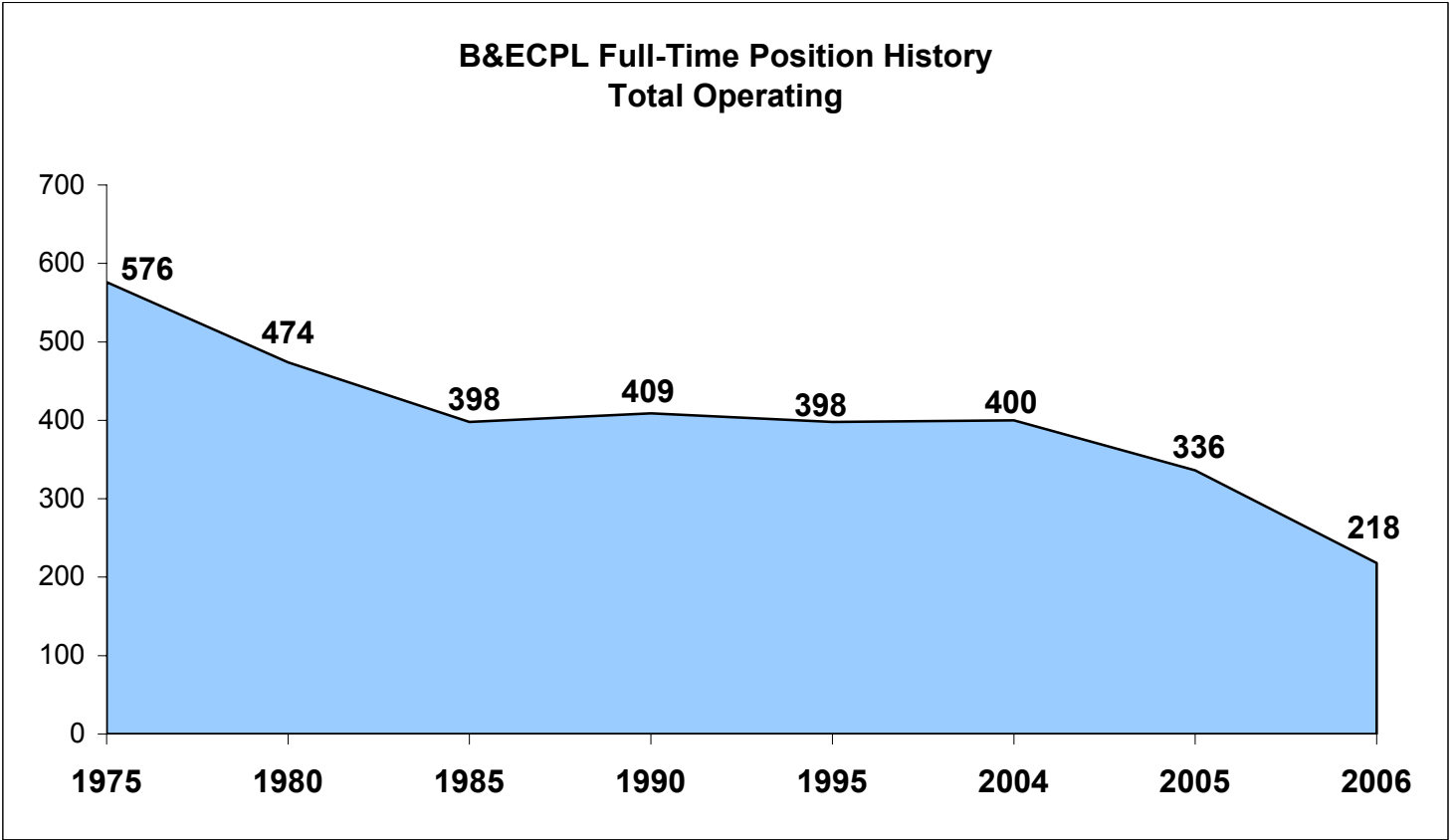
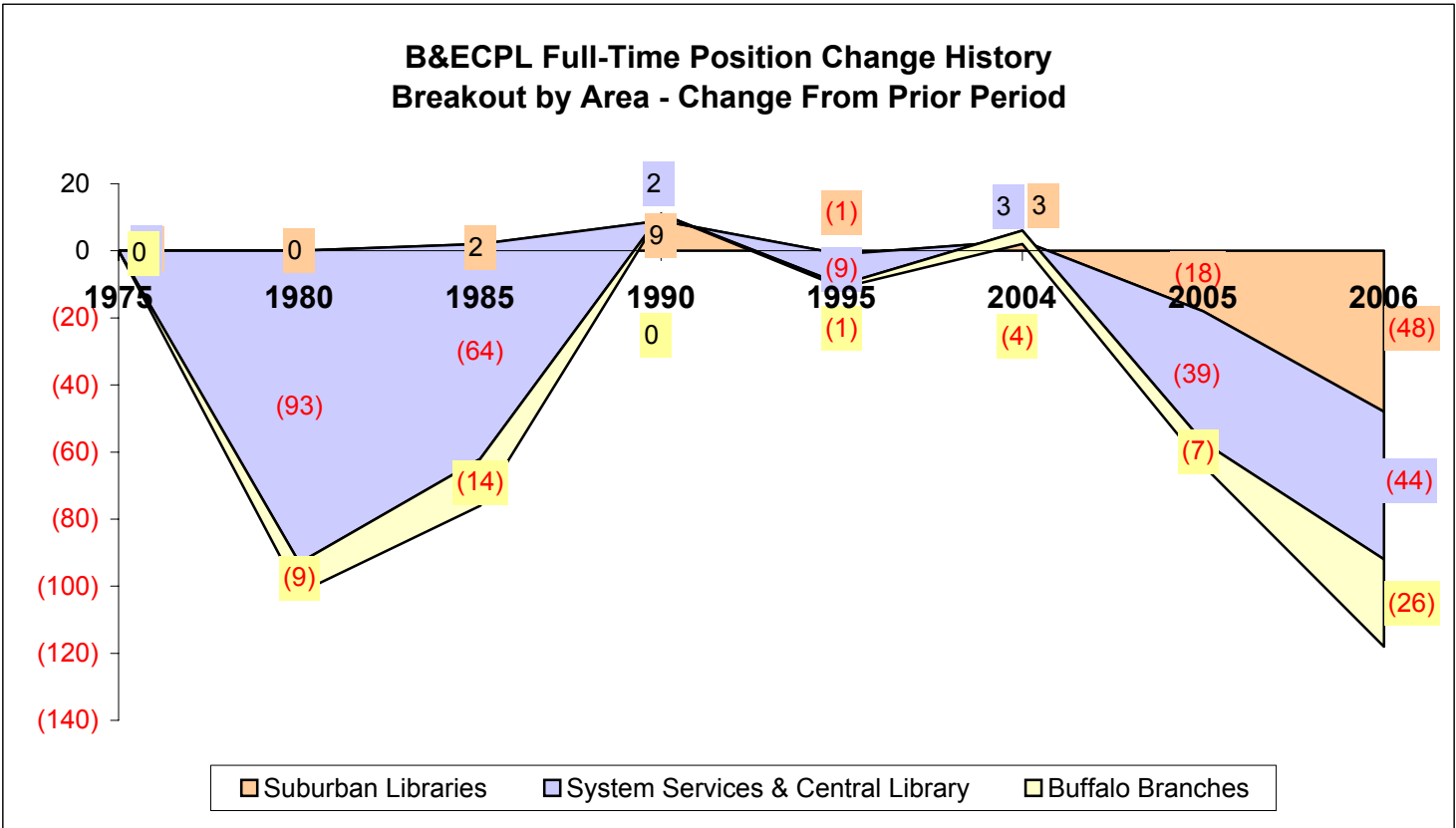
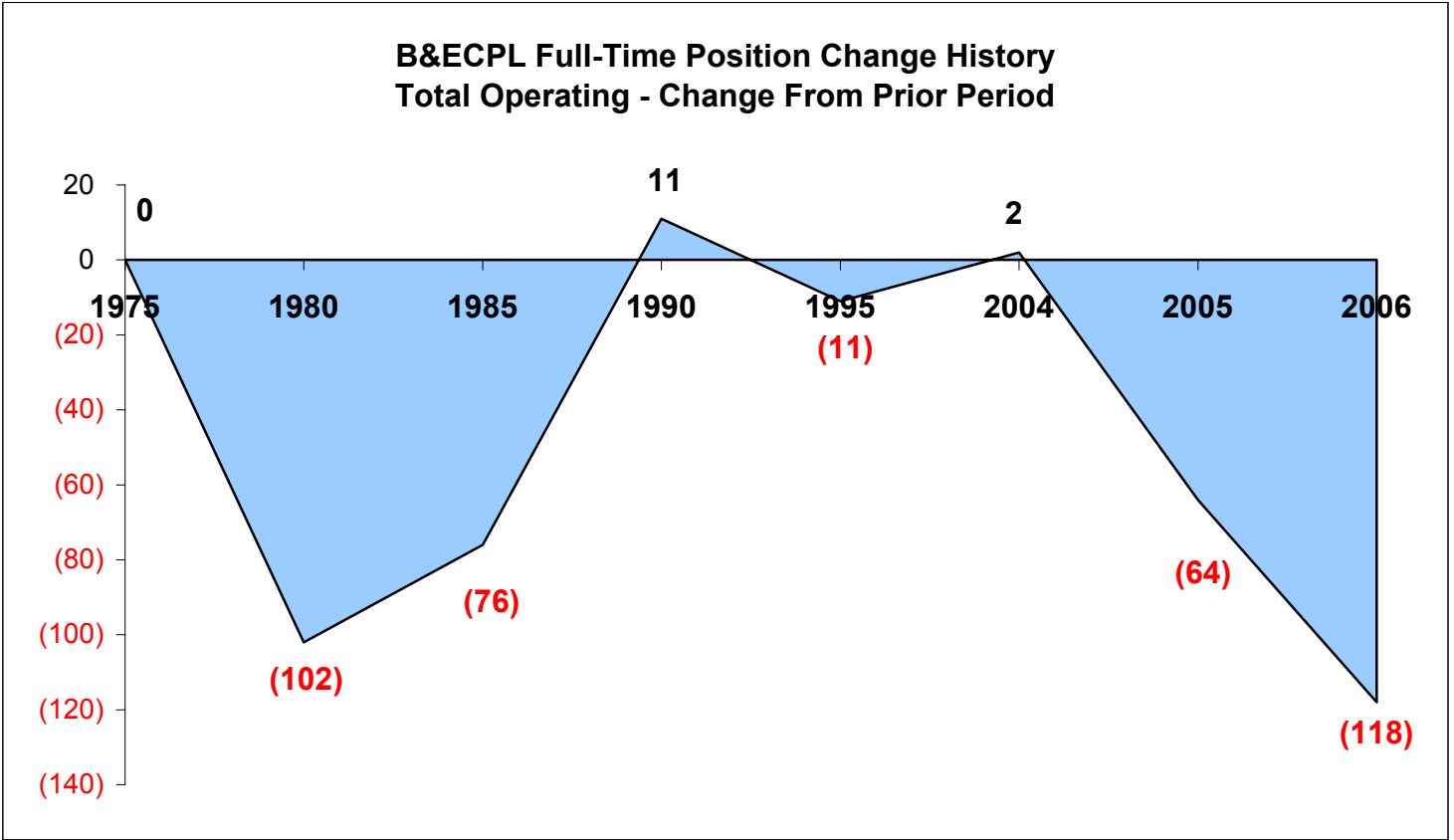


Buffalo and Erie County Public Library



Buffalo and Erie County Public Library



Buffalo and Erie County Public Library

Full-time Position History

Showing 2006 Budget Change Compared to 2004 and 1975

	1975	2004	2005	2006	2006 Change From 2004		2006 Change From 1975	
					Number	Percent	Number	Percent
Buffalo Branches	80	52	45	19	(33)	-63%	(61)	-76%
System Services & Central Library	374	213	174	130	(83)	-39%	(244)	-65%
Suburban Libraries	122	135	117	69	(66)	-49%	(53)	-43%
Total	576	400	336	218	(182)	-46%	(358)	-62%

**Buffalo & Erie County Public Library
System Staffing -
2006 Budget Request
As of September 7, 2005**

Library General Operating Funds

FULL TIME

Professional (Librarians, Administrators, Accountants, etc.)

Clerical (Clerk, Page, etc.)

Laborer (Guard, Maintenance, Caretaker, Cleaner, etc.)

Subtotal Full time

PART TIME

(In Full-time Equivalent (FTE): 1 FTE = 2,080 Hrs)

Professional (Librarians, Administrators, Accountants, etc.)

Clerical (Clerk, Page, etc.)

Laborer (Guard, Maintenance, Caretaker, Cleaner, etc.)

Subtotal Part Time (work-hours)

Subtotal Part Time

(in Full Time Equivalent - FTE)

OPERATING FULL & PART TIME (FTE)

Grant Funded

Grant Full-Time

Grant PT Workhours

Grant PT FTE

GRANT FULL & PART TIME (FTE)

COMBINED GRANT/OPERATING (FTE)

	System Administration	Library System Services (Includes E-Branch)	Central Library Public Services	Extension Services Totals (Institutions, Outreach & Buffalo Branches)		Contract Suburban Library TOTALS	SYSTEM TOTALS
				Ext/Inst/ Outreach	Buffalo Branches		
Professional	4	17	22	5	6	31	85
Clerical	3	34	15	4	8	27	91
Laborer	0	4	22	0	5	11	42
Subtotal Full time	7	55	59	9	19	69	218
Professional	0	15,163	7,123	0	2,808	20,994	46,088
Clerical	1,300	28,508	41,630	3,152	22,724	153,018	250,332
Laborer	0	0	21,034	0	14,662	13,406	49,102
Subtotal Part Time (work-hours)	1,300	43,671	69,787	3,152	40,194	187,418	345,522
Subtotal Part Time	0.63	21.00	33.55	1.52	19.32	90.10	166.12
OPERATING FULL & PART TIME (FTE)	7.63	76.00	92.55	10.52	38.32	159.10	384.12
	2%	20%	24%	3%	10%	41%	100%
Grant Full-Time	0	5	1	0	3	0	9
Grant PT Workhours	0	4,924	5,306	2,544	1,040	0	13,814
Grant PT FTE	0.00	2.37	2.55	1.22	0.50	0.00	6.64
GRANT FULL & PART TIME (FTE)	0.00	7.37	3.55	1.22	3.50	0.00	15.64
COMBINED GRANT/OPERATING (FTE)	7.63	83.36	96.10	11.74	41.82	159.10	399.76
	2%	21%	24%	3%	10%	40%	100%

**Buffalo & Erie County Public Library
System Staffing -
2006 Budget Request
As of September 7, 2005**

CHR = Centralized Human Resource Libraries: Libraries whose personnel functions are centralized through the system. In the case of Buffalo Facilities, the System directly operates these facilities. For Contracting Libraries CHR services are provided via amendment to their contract. ERIE COUNTY'S SAP FINANCIAL SYSTEM IS UTILIZED FOR THIS PURPOSE AND ALL CHR PERSONNEL ARE LISTED IN THE COUNTY BUDGET PERSONNEL RUNS. Non-CHR libraries administer their own personnel, payroll benefits and related human resource functions. NON-CHR LIBRARIES PERSONNEL ARE NOT LISTED IN THE COUNTY BUDGET PERSONNEL RUNS AS THEIR FUNDING IS BUDGETED IN THE CONTRACTED SERVICES LINE

Library General Operating Funds

FULL TIME

Professional (Librarians, Administrators, Accountants, etc.)
Clerical (Clerk, Page, etc.)
Laborer (Guard, Maintenance, Caretaker, Cleaner, etc.)
Subtotal Full time

PART TIME

(In Full-time Equivalent (FTE):1 FTE = 2,080 Hrs)

Professional (Librarians, Administrators, Accountants, etc.)
Clerical (Clerk, Page, etc.)
Laborer (Guard, Maintenance, Caretaker, Cleaner, etc.)
Subtotal Part Time (work-hours)
Subtotal Part Time
(in Full Time Equivalent - FTE)
OPERATING FULL & PART TIME (FTE)

Grant Funded

Grant Full-Time
Grant PT Workhours
Grant PT FTE
GRANT FULL & PART TIME (FTE)
COMBINED GRANT/OPERATING (FTE)

CHR LIBRARIES			
	CHR Contract Suburban Libraries	Buffalo Branches Central Library/System Services	Totals
	12	54	66
	14	64	78
	5	31	36
	31	149	180
	6,779	25,094	31,873
	48,290	97,314	145,604
	4,882	35,696	40,578
	59,951	158,104	218,055
	28.82	76.01	104.83
	59.82	225.01	284.83
	0	9	9
	0	13,814	13,814
	0.00	6.64	6.64
	0.00	15.64	15.64
	59.82	240.65	300.48