

















1. What Buffalo and Erie County Public Library (B&ECPL) do you currently use? (Please check all that apply)













		Response Percent	Response Count
Alden		1.0%	5
Angola		0.4%	2
Audubon		17.2%	86
Aurora		6.2%	31
Boston		2.8%	14
Central - downtown		52.3%	262
Clarence		7.2%	36
Clearfield		10.6%	53
Collins		0.8%	4
Concord		2.4%	12
Crane		11.8%	59
Dudley		6.2%	31
East Clinton		6.2%	31
East Delavan		2.4%	12
Eden		1.6%	8
Egbertsville		9.0%	45
Elma		2.6%	13
Grand Island		2.6%	13
Hamburg		5.6%	28
Kenilworth		6.0%	30
Kenmore		14.2%	71

Lackawanna		3.6%	18
Lakeshore		3.2%	16
Lancaster		5.2%	26
Marilla		1.2%	6
Merriweather		4.6%	23
North Collins		0.8%	4
North Park		7.0%	35
Newstead		1.6%	8
Niagara		2.8%	14
Orchard Park		9.8%	49
Reinstein, Anna B.		7.0%	35
Reinstein, Julia B.		10.0%	50
Riverside		2.2%	11
Tonawanda, City of		4.0%	20
West Seneca		5.4%	27
Williamsville		8.6%	43
answered question			501
skipped question			7

2. How often do you visit a B&ECPL facility?

		Response Percent	Response Count
Once a week or more		32.3%	163
Several times a week		24.4%	123
Once a month		12.7%	64
Several times a month		18.8%	95
Several times a year		10.7%	54
Never		1.0%	5
answered question			504
skipped question			4

3. What do you usually do when you visit the B&ECPL? (Please check all that apply)

		Response Percent	Response Count
Browse for books and other materials		85.2%	420
Check out books and other materials		87.4%	431
Use a library computer		34.9%	172
Use the Library's free Wi-Fi		19.1%	94
Attend a community meeting		15.4%	76
Bring a child to find books or attend programs		31.2%	154
Attend a library program		28.6%	141
Sit and read		33.7%	166
Look for information and/or do research		51.1%	252
Study		13.6%	67
Visit an exhibition		25.6%	126
Other (please specify)		14.2%	70
answered question			493
skipped question			15


















4. How often do you use the B&ECPL website (www.buffalolib.org)?

		Response Percent	Response Count
Once a week or more		28.5%	140
Several times a week		30.1%	148
Once a month		10.6%	52
Several times a month		15.7%	77
Several times a year		10.0%	49
Never		5.1%	25
answered question			491
skipped question			17










5. When you use the website, what do you usually look for? (Please check all that apply)

		Response Percent	Response Count
Find books and other materials to check out		82.1%	399
Find information about the library such as hours, programs, etc		64.2%	312
Look for information and/or do research		40.5%	197
Download music or books		20.0%	97
Maintain my library account		63.8%	310
Other (please specify)		9.3%	45
answered question			486
skipped question			22

6. What would you like to see in a “re-imagined” downtown Central Library? (Please check all that apply)

		Response Percent	Response Count
Significant space for books, DVDs, and CDs		59.3%	285
Informal, comfortable seating areas.		59.3%	285
Spaces for individual study		42.0%	202
Group study or work space		31.4%	151
Computer labs		44.5%	214
Special area for pre-school age children and their parents		38.0%	183
Children’s room		44.1%	212
Space for children’s story hours and programs		43.2%	208
Designated space for teens		36.4%	175
Auditorium for public programs		41.0%	197
Performance/presentation space		33.7%	162
Exhibition/display space		39.3%	189
Meeting rooms of various size capacities		30.1%	145
Cafe/coffee bar		49.1%	236
Outdoor reading areas		36.4%	175
Outdoor program space		21.8%	105
Other (please specify)		30.1%	145
answered question			481
skipped question			27

7. What would you like to see in a Branch Library?

		Response Percent	Response Count
Significant space for books, DVDs, and CDs		79.8%	359
Informal, comfortable seating areas.		75.6%	340
Group study or work space		41.1%	185
Computer labs		51.6%	232
Space for children's story hours and programs		63.8%	287
Designated space for teens		35.6%	160
Performance/presentation space		28.2%	127
Exhibition/display space		34.4%	155
Cafe/coffee bar		35.3%	159
	Other (please specify)		85
answered question			450
skipped question			58